

Working Paper Series
(ISSN 2788-0443)

774

**The American Origin of the French
Revolution**

Sebastian Ottinger
Lukas Rosenberger

CERGE-EI
Prague, February 2024

**ISBN 978-80-7343-581-3 (Univerzita Karlova, Centrum pro ekonomický výzkum
a doktorské studium)**
ISBN 978-80-7344-708-3 (Národohospodářský ústav AV ČR, v. v. i.)

The American Origin of the French Revolution*

Sebastian Ottinger[†]

(CERGE-EI and IZA)

Lukas Rosenberger[‡]

(LMU Munich)

First version: 27 February 2023 — This version: 22 December 2023

We show that the French combatants' exposure to the United States increased support for the French Revolution a decade later. French regions from which more American combatants originated had more revolts against feudal institutions, revolutionary societies, volunteers for the revolutionary army, and emigrants from the Old Regime's elite. To establish causality, we exploit two historical coincidences: i) originally, a French army of seven and a half thousand was ready to sail, but one-third did not; ii) among those deployed, only some regiments were stationed in New England. Only combatants exposed to New England affected the French Revolution after their return.

JEL: N4, D74, H1

Keywords: institutional change, French Revolution, American War of Independence

* We thank Daron Acemoglu, Louis Cain, Davide Cantoni, Eric Chaney, James Fenske, Walker Hanlon, Leander Heldring, Jordan Loper, Joel Mokyr, Nancy Qian, Gary Richardson, Golvine de Rochambeau, Chris Sims, Uwe Sunde, Nico Voigtländer, Joachim Voth, as well as audiences at Northwestern University, LMU Munich, CERGE-EI, the Big Counterfactuals of Macro-political History conference at the University of Manchester, the Cologne FRESH Meeting, the Political Leaders Workshop at ENS de Lyon, the Clio Meeting in Dublin, the EEA Meeting in Barcelona, the EHES Conference in Vienna, the EHA Annual Meeting in Pittsburgh, Kunshan–Duke University, the Vfs Annual Meeting in Regensburg, Renmin University, Tsinghua University, the ASREC Conference in Milan, IESEG, the OECD Migration Conference, and ESEWM Manchester for helpful comments and suggestions. We acknowledge generous financial support from the Center for Economic History at Northwestern University and thank Cédric Chambru for generously sharing data on social conflict. Michael Giordano provided outstanding research assistance. Ottinger further acknowledges institutional support RVO 67985998 from the Czech Academy of Sciences, financial support from the UNCE project (UNCE/HUM/035), and the Czech Science Foundation (GACR). Rosenberger acknowledges financial support from the Joachim Herz Stiftung (Add-on Fellowship for Interdisciplinary Economics).

[†]Email: sebastian.ottinger@cerge-ei.cz Website: sebastianottinger.com

[‡]Email: lukas.rosenberger@econ.lmu.de Website: lukasrosenberger.github.io/

“One may resist an invasion of armies; but one cannot resist an invasion of ideas”
— Victor Hugo

1. Introduction

Political and economic institutions are a fundamental cause of why some nations achieve economic prosperity while others do not (e. g. North, 1990; Acemoglu, Johnson, and Robinson, 2005). Such institutions can be highly persistent with deep roots in the past (Acemoglu, Johnson, and Robinson, 2001), but also can change very quickly at critical junctures (Roland, 2004). To understand institutional change at critical junctures, the empirical literature has typically focused on triggers such as political crises, weather shocks, or bad harvests that increase popular discontent and provide a window of opportunity for revolutions and democratization (e. g. Brückner and Ciccone, 2011; Aidt and Franck, 2015). Yet, revolutions do not always result in better institutions (Buchheim and Ulbricht, 2020), highlighting that support for the direction of institutional change can be crucial for how events unfold. As democracy has been shown to deliver economic growth (e. g. Acemoglu, Naidu, Restrepo, and Robinson, 2019), we typically take it for granted that the people have better institutions in mind when they revolt. Indeed, recent evidence documents that people who experience democratic institutions become more supportive of them (Acemoglu, Ajzenman, Aksoy, Fiszbein, and Molina, 2024). But if a country never had such institutions, how could the people there know that a better social contract is possible?

One source for such knowledge could be personal exposure to better institutions elsewhere. Anecdotal evidence supports this notion. For example, Demetrios Ypsilantis, who played a crucial role in the Greek War of Independence (1821–29), was educated in post-revolutionary France. Similarly, the Decembrists, a group of Russian officers whose revolution failed in 1825, experienced post-revolutionary France in 1814. Some systematic evidence exists that is consistent with the hypothesis. Spilimbergo (2009) finds that foreign students in democratizing host countries are associated with democratization at home. Docquier, Lodigiani, Rapoport, and Schiff (2016) find similar effects for permanent emigration, and Barsbai, Rapoport, Steinmayr, and Trebesch (2017) suggest that information transfer is a likely channel. Yet, causality is inherently difficult to establish in these settings, and it is hard to pinpoint the exact mechanisms. One has to contend with concerns like selection into emigration and return migration, alternative channels of information flows, or the confounding effects of trade (e. g. Tabellini and Magistretti, 2022). In the ideal experiment for causally establishing whether individuals’ exposure is a vector of transmission of institutional change, one would expose one country’s individuals temporarily to better institutions elsewhere, limit alternative flows of information and goods across borders, and then study changes in demand for better institutions at home relative to suitable control groups.

This paper considers the setting of the French Revolution to demonstrate that individual exposure to better institutions matters for institutional change. Specifically, we focus on French veterans who were deployed to the United States during the American Revolutionary War to explain regional variation in support of institutional change for the better. At a time when travel was costly and printed media censored, few people in France outside the capital had second-hand knowledge—let alone first-hand experience—of the more liberal and equal institutions in places like New England or Philadelphia. Drawing on two military coincidences to establish identification and mechanism, we show that it was personal exposure to this different society that substantially increased the support for institutional change for the better in France in 1789.

The French Revolution was an institutional watershed in history and had ramifications far beyond the initial event. Transforming institutions in France and Europe, and reverberating into the twentieth century, it is widely considered to be among the most significant revolutions in history (e. g. Skocpol, 1979). In France, it led to the end of the monarchy and the feudal “Ancien Régime” and established the first full (though short-lived) democracy in 1792 (Furet, 1981; Israel, 2014). Creating the institutional bedrock that all subsequent regimes relied on for governance, the early reforms of the French Revolution 1789–1792 also reduced social and economic inequality lastingly (Woloch, 1994).¹ Across Europe, the Revolution similarly changed the institutional landscape and is considered as the “critical juncture that led the institutions of Western Europe to converge with those of England” Acemoglu and Robinson (2012, 130)² An emerging economics literature documents the Revolution’s wide-ranging impacts within France and across Europe on economic outcomes (Acemoglu, Cantoni, Johnson, and Robinson, 2011; Franck and Michalopoulos, 2017; Giorcelli and Moser, 2020; Finley, Franck, and Johnson, 2021; Chambru, Henry, and Marx, 2021; Gay, Gobbi, and Goñi, 2023b).

Despite the French Revolution’s pivotal importance in political and economic history, it remains not well understood why there was widespread support for reforms toward more inclusive institutions in 1789. One disputed argument on the origin of the French Revolution in historiography highlights the importance of French veterans who fought in America less than a decade before the French Revolution (McDonald, 1951; Scott, 1998). During the American Revolutionary War, the United States established its independence from the British Empire and established democracy on its shores. The French regime, eager to support their enemy’s enemy, deployed several French infantry regiments under General Rochambeau to the United States.

We show that French veterans who fought in the American War for Independence under General Rochambeau (“Rochambeau combatants” henceforth) increased support for the abolition of the old feudal regime and institutional change for the better during the French Revolution. General Rochambeau and his regiments left the French port of Brest in 1780. They were stationed in Rhode Island for one year before marching to Virginia, joining forces with General Washington’s army. Rochambeau combatants participated in the decisive battle of the War of Independence, the Siege of Yorktown, and marched back to New England, from where they sailed back to France. During the two and a half years spent in America, the combatants had ample opportunities to experience a different society, which was characterized by more liberal political institutions, a more equal land distribution, and the absence of what was perceived as arbitrary feudal privileges.

We collected individual-level data on the origins of Rochambeau combatants and regional data on various proxies of support for the Revolution. After geo-locating their birthplaces, we aggregate combatants by origin to post-revolutionary administrative regions, chiefly the *département* and the *arrondissement*. As proxies of support, we consider anti-feudal revolts, early political societies, volunteers for the revolutionary army, and emigration by the old elite. These outcomes are important in their own right, as each relates to distinct revolutionary processes rooted in the year 1789 and as each markedly influenced the course of the French Revolution (see section 3.3).

¹Possibly because of the external threat—the declaration of war by a coalition of neighboring monarchies from Britain over Austria to Prussia—, the revolution descended after a series of coups into terror, military dictatorship, and restoration of monarchy. Yet, the initial institutional reforms survived all those internal and external challenges, and the republic eventually prevailed.

²It did so by “generat[ing] a series of interstate conflicts that spread institutional reform across much of Western Europe. The economic consequence of these reforms was the emergence of inclusive economic institutions in most of Western Europe, the Industrial Revolution, and economic growth” (Acemoglu and Robinson, 2012, 327).

Using this data, we show that Rochambeau combatants are a highly significant and very sizable predictor of all four margins of support for the Revolution across regions. The correlations between the log number Rochambeau Combatants born in a region and support are robust to various controls affecting military recruitment in general, including overall recruiting for the army, the number of infantry and cavalry garrisons, population, urbanization rate, and an indicator for the capital Paris. In terms of magnitudes, we find that, on average, a one standard deviation increase in the log number of Rochambeau combatants hailing from a *département* increases log anti-feudal revolts in that *département* by 0.44 standard deviations, log political societies by 0.36 standard deviations, log volunteer battalions by 0.47 standard deviations, and elite emigration by 0.35 standard deviations. In turn, Rochambeau Combatants explain sizable shares of the residual variance across *départements*—about 9% in anti-feudal revolts, 8% in political societies, 15% in volunteer battalions, and 7% in elite emigrants.

These correlations are robust to various robustness checks. First, they hold when we use alternative transformations such as inverse hyperbolic sine or alternative estimation methods such as Poisson regressions. Second, we can confirm the correlations (significant but with smaller magnitudes) at more disaggregated regions—*arrondissement*—, clustering standard errors spatially. Third, we document that the association with revolts is specific to anti-feudal revolts and does not reflect a general taste for violence. The association of Rochambeau Combatants with different types of revolts in 1789 is smaller and insignificant (food riots) or zero (Great Fear riots), and there is no positive association with several proxies of support for violence and Terror during the period 1792–94. Fourth, we also consider yearly variation in anti-feudal revolts to document that they spike only in 1789 in regions where more Rochambeau combatants originated.

There are two core concerns with a causal interpretation of these conditional correlations. First, democratically-minded individuals might have selectively signed up for Rochambeau’s regiment. *A priori*, this concern is directly addressed by our historical setting. Regiments were staffed well before France entered the war. More importantly, the army that sailed to America under General Rochambeau was not initially assembled for this purpose, and the plan of a special expedition to the United States was kept secret. Thus, soldiers could have hardly self-selected into these regiments, anticipating participating in a conflict on American soil. Indeed, the future combatants only learned their final destination until *after* they set sail. A second concern is the selection on unobservables of regiments into the military campaign. If the regiments’ unobservable characteristics were also present at the regions of origin, this selection would bias the estimates.

To address the concern of selection on unobservables, we draw on a quasi-natural experiment to argue that these conditional correlations reflect the causal effects of American Combatants. Originally, a larger army was intended to be deployed to America. However, due to an unforeseen shortage of ships, part of the army had to stay behind at the French port, despite being ready to sail. The second division should have followed the first one as soon as possible, yet when the transport ships were eventually available, a British naval blockade diverted the convoy to Spain and the mission of the left-behind troops was canceled.

The troops of this second army that did not sail to America (“not-sailed combatants”) are a suitable placebo for muting selection concerns associated with the American Combatants who actually set foot on American soil. Focusing on the left-behind French line infantry regiment *Neustrie*, we digitized individual-level data from primary sources and, as before, geo-located the birthplaces. Considering the variation across regions of not-sailed combatants, we find neither significant nor sizable positive association with any proxy of regional support for the French Revolution. If anything, selection on unobservables works against us for some outcomes.

We also use the not-sailed placebo to assess whether results based on Rochambeau combatants could result from spurious correlations with other regional characteristics. In principle, one may be concerned that some omitted regional characteristic was systematically associated with Rochambeau combatants and support for the Revolution. Given the robustness to the placebo, such omitted characteristics would have to be differently associated with Rochambeau and not-sailed combatants. Studying more than twenty additional variables related to geography, politics, and human capital, we find that only three are significantly differently associated with Rochambeau combatants and not-sailed combatants. The effect of Rochambeau combatants on support of the French Revolution remains positive and significant when explicitly controlling for these variables. Combined with the historical context, the exercise assures us that the baseline correlations between American Combatants and the proxies for support for the French Revolution truly reflect the causal effects of combatants' deployment to the United States.

Why did the French troops' deployment to the United States result in regional differences in support for the French Revolution less than ten years later? Our preferred interpretation is that Rochambeau's combatants were exposed to the existing economic and emerging political institutions in the United States, particularly in New England. The American combatants were in direct exchange with locals in many instances, but most intensively during the first year in Rhode Island while they were waiting for reinforcements by the second division (which never arrived). When marching from New England to Virginia and back in the following one and a half years, they could not fail to observe the absence of feudal institutions and the prosperity of American farmers. The French officers, in turn, learned in America how civilized commoners could be, being quartered in their homes, attending balls and receptions, and cooperating with officers in the American Continental Army. Nevertheless, several alternative interpretations are conceivable that might explain the effects of deployment to the US including deployment to any foreign country; fighting and winning against the British monarchy; combat experiencing creating a taste for violence, providing military organizational skills, or forming social bonds.

We draw on another historical coincidence to isolate the prolonged exposure to the United States, particularly New England, from such alternative interpretations. Rochambeau's combatants participated in one major battle during their two-and-a-half-year-long deployment to the US, the Siege of Yorktown (Virginia). For this very same battle, a second French army was providing reinforcements, arriving in Virginia on the fleet of Admiral de Grasse from their garrison in the slave-holding Caribbean colonies. This second army—de Grasse combatants—participated in the same battle, taking if anything higher casualties. But while fighting the same enemy in the same foreign country, they only two months on American soil in Virginia. We collected individual-level information on de Grasse combatants from the same sources and geo-located their origins. Strikingly, we find no evidence for any of our outcomes that regions where more de Grasse's combatants originated had more support for the revolution. The positive impact of Rochambeau combatants on regional support for the Revolution, in contrast, remains strong and highly significant.

Beyond excluding alternative mechanisms, the second placebo also helps to address concerns that the not-sailed combatants may have been chosen to stay behind for reasons other than the shortage of ships. The left-behind regiments unlikely were very different from those who sailed, as Rochambeau assembled his army from a larger concentration of fighting-ready troops and preferred to wait for the not-sailed combatants to arrive rather than taking military action. However, it ultimately remains untestable why not-sailed combatants were second choice. In contrast, de Grasse combatants were selected to fight, but we still find no effect for them.

How did the American Combatants bring the Revolution “home?” We propose several analyses to provide suggestive evidence. First, we distinguish officers and soldiers, a distinction that essentially follows class lines (nobility vs commoners). We find that soldiers drive anti-feudal revolts, political clubs, and elite emigration, whereas officers drive volunteering for the revolutionary army.³

Second, we show that our results are driven by combatants who returned to France and were discharged or retired from the military before the Revolution, consistent with the argument that combatants transmitted their experiences at their origins.

Third, we show the existence of substantial spatial spillovers between disaggregated regions (*arrondissements*) and argue they are partly captured by aggregating to larger regions like *départements*. Such spatial spillovers are consistent with the notion that some combatants may not have returned to their native villages but instead settled elsewhere in their native regions.

Fourth, we examine heterogeneity along several dimensions. Effects are significantly stronger in regions where the local nobility was powerful and the king weak. Suggesting that the initial anger was targeted at the aristocracy rather than the monarchy, the results are also consistent with the power vacuum, which resulted from the conflict between king and nobility, providing the window of opportunity for change. Effects on revolts are also weakly larger in regions more exposed to weather shocks, suggesting that the harvest failures were another trigger. There is no heterogeneity with local knowledge elites (Squicciarini and Vogtländer, 2015), consistent with Scott’s (1997) assessment that what impressed the combatants was not abstract, philosophical ideas about political and economic institutions but rather the experience of a society practicing such institutions.

Fifth, we argue based on historical evidence that leadership effects do not explain the results. One reason is that anti-feudal revolts directly targeted the privileges of the nobility, the social class of officers and generals. Also, the pattern of desertion or disobedience in veteran regiments during 1789–92 can be explained by whether a regiment’s colonel supported or opposed the revolution, indicating that soldiers followed the orders of their superiors only conditionally.

Finally, we discuss individual-level evidence on combatants’ involvement in the revolution to argue that exposure to the United States and New England did make some individuals revolutionaries. Specifically, we document that officers under Rochambeau were more likely to be liberals when elected as deputies to the General Estates than officers under the Grasse. Further, we show that twice as many of the officers under Rochambeau than officers under De Grasse joined the Jacobin Club of Paris before 1791. We also collected several anecdotes illustrating the strong commitment to the Revolution of soldiers under Rochambeau. Unfortunately, systematic individual-level evidence on Rochambeau soldiers in the Revolution is scant, and most of their actions during it are not recorded. Yet, our methods can uncover the aggregate effects of these individuals, bringing their actions out of the blind spots of the historical method.

The paper proceeds as follows. In Section 2, we detail the paper’s contribution to the literature. Section 3 describes the historical background, and section 4 the data sources underlying our analysis. Section 5 presents our main results, documenting a strong conditional correlation between Rochambeau’s soldiers and support for the French Revolution. We provide evidence in section 6 that this conditional correlation reflects the causal effect, drawing on a placebo regiment of soldiers that did not sail to the United States. Section 7 provides evidence that the mechanism behind this result is exposure to the United States, drawing on another placebo regiment that

³This suggests that officer’s leadership and recruiting skills may be a complementary mechanism for mobilizing volunteers. For other outcomes, it suggests that organizational skills were likely not necessary.

fought in the same battle but spent only a little time in the United States, and none of it in New England. We provide some suggestive evidence on how the experience in the United States was transmitted in Section 8 before Section 9 concludes.

2. Contribution to Literature

The paper contributes to several strands of literature. First, our findings speak to the literature in economics studying national institutional change. While there is some agreement on the factors that can trigger institutional change (Brückner and Ciccone, 2011), there is little causal evidence on what ensures that those triggers will result in more inclusive institutions. Focusing on the French Revolution, a pivotal critical juncture for institutions (Roland, 2004), we show that ideals and ideas embodied in people, which were acquired by personal experience, can be decisive agents of institutional change.⁴ Naturally, personal exposure can create cross-country linkages, providing one reason why institutional change occurs in regional waves (e. g. Markoff, 1996b; Acemoglu et al., 2019).⁵ Moreover, personal exposure can help explain why a history of democratic institutions ensures their continued success (Acemoglu et al., 2024).⁶ This might still be an essential factor in more recent examples of institutional change, but the omnipresence of information due to media hinders causal identification in those contexts.

An alternative interpretation emphasizes the role of veterans in organizing collective political action (Jha and Wilkinson, 2012) rather than their exposure to different institutions. As part of an ongoing book project, Jha and Wilkinson make a similar argument for the context of the American combatants and the French Revolution. Their analysis of the conditional correlation between Rochambeau’s soldiers and some outcomes considered in our paper was presented in 2019 and thus precedes our independent work, but it lacked the crucial placebos for identification and mechanism that our work features. Our first public presentation in May 2022 and subsequent working paper (Ottinger and Rosenberger, 2023, first circulated in February 2023) are therefore the first to present results using the placebo of not-sailed combatants. In a public presentation in November 2022 and the working paper (Jha and Wilkinson, 2023, first circulated in March 2023), the authors now also use the not-sailed combatants placebo but emphasize as a mechanism the interaction of ideas and organizational skills. However, their work lacks a strategy to pinpoint the exact mechanism, which is something that our work features—the de Grasse combatants placebo, an army that fought the same Siege of Yorktown but was not exposed to institutions in New England. As the results from the Grasse combatants placebo show, together with the officer–soldiers split (also not considered by Jha and Wilkinson), the organizational skills of officers may have been conducive for enlisting volunteers but otherwise do not appear necessary for outcomes like anti-feudal revolts or political societies.

Our findings further inform nascent literature in economics studying the trans-Atlantic transfer of political ideas and ideals embodied in people. In a seminal contribution, Acemoglu et al. (2001)

⁴We contribute further to the literature showing that ideas have consequences in other settings (e. g. Ash, Chen, and Naidu, 2022), focusing on one of the most important institutional changes in history.

⁵Buera, Monge-Naranjo, and Primiceri (2011) study how countries learn from their neighbors about new policies.

⁶Within the political economy literature, our paper further contributes to the debate on the agents driving democratization. In particular, Lizzeri and Persico (2004) argue that members of the elite can be agents of institutional change, whereas Acemoglu and Robinson (2000), in contrast, emphasize that outsiders may threaten to overthrow the elites, thus initiating institutional change. In our setting, both normal soldiers and officers are affected by exposure to new institutions, and we document that both drive institutional change back in their region of origin.

argue that Europeans exported a particular set of inclusive institutions to the New World when settling there. The institutions established in some of these settlements, for example, New England and Pennsylvania, surpassed the Old World ones in inclusiveness (Israel, 2017). As part of the Atlantic community of the eighteenth century, the settlements were also receptive to Enlightenment ideas about good governance spreading from Europe (May, 1976; Bailyn, 2005). Our paper shows how these institutions and ideas were “re-imported” into Europe through the experience of French officers and soldiers who were deployed for more than a year to New England and also marched through Pennsylvania and Philadelphia.⁷ Relative to recent economics studies on the trans-Atlantic exchange of ideas and ideals embodied in people (Giuliano and Tabellini, 2020; Dippel and Heblich, 2021; Beach and Hanlon, 2022), our findings highlight that the transatlantic transfer cuts both ways and influenced one of the major events in European history. Beyond our focus on national institutional change, a key difference between our finding and the complementary one of Dippel and Heblich (2021) is that the agents of institutional change in our setting only become social leaders (Acemoglu and Jackson, 2015) *after* experiencing the United States. In this sense, we show how those local leaders can emerge from (arguably random) exposure to more inclusive institutions. Our results also complement the literature on the importance of individuals in transferring ideas and institutions within countries (Ochsner and Roesel, 2020; Bazzi, Ferrara, Fiszbein, Pearson, and Testa, 2023a,b) by establishing symmetry, since in our case ideas supportive of liberty and equality, rather than ideas opposed to them, are transmitted by individuals.

Lastly, we speak to the historiography of the French Revolution. A voluminous literature has tried to identify the causes of the French Revolution (de Tocqueville, 1856; Lefebvre, 1939; Furet, 1978; Doyle, 1999; Israel, 2014). Prior empirical and plausibly causal evidence emphasizes economic shocks, in particular the severe drought in 1788, as a cause of social unrest and revolt (Waldinger, 2023).⁸ This paper focuses instead on the link between the American and French Revolutions, connecting the experience of American institutions by French soldiers to the demand for institutional change back home.⁹ McDonald (1951) first documented a spatial correlation between the number of American combatants and agricultural revolts in 1789, but subsequent historical studies failed to confirm the importance of American combatants for revolutionary outcomes (e. g. Scott, 1998). Beyond vindicating McDonald’s hypothesis by establishing causality, we also provide novel evidence on other outcomes and several transmission mechanisms. Moreover, we show that not only soldiers who served in America but also the officer corps supported institutional change. Section 3.4 discusses in more detail how we speak to this historical literature.

⁷Our mechanisms of idea diffusion complement Israel’s (2017) historical argument. He focused on the role of particular individuals like Thomas Jefferson to argue that ideas from the American Revolution influenced institutional change in the French Revolution.

⁸Chambro (2019) documents a causal link between weather shocks and social conflict in France before the French Revolution. Yet there never were widespread anti-feudal revolts during earlier weather shocks, underscoring that some additional necessary factor may have been present in 1789—the American combatants under Rochambeau, according to our argument.

⁹The American and French Revolutions were first discussed in a common framework as “Atlantic revolutions” of the late eighteenth century by Palmer (1959, 1970); Godechot (1965). These authors focused, however, primarily on the commonalities in economic and social conditions.

3. Historical Background

3.1. The French Involvement in the American Revolutionary War

The American Revolutionary War (1775–1783) guaranteed the British North American colonies—since 1776, the United States of America—their independence from Britain. The two pivotal battles in which the American army defeated the British took place at Saratoga (1777) and Yorktown (1781). While Saratoga is often seen as a turning point, it was the decisive defeat of the British at Yorktown that forced Britain to the negotiating table.¹⁰ Yet, when George Washington’s Continental Army triumphed over the British at the Siege of Yorktown, the victory was only achieved with substantial military support by the French army.

The French involvement was scarcely motivated by political enthusiasm for republican governance. Instead, the French king Louis XVI supported the rebelling American colonies against Britain chiefly to seek revenge for losing colonies to Britain during the Seven Years’ War. Supporting Americans first covertly with money and supplies, France entered openly into the military conflict in 1778. Among the first joint actions, a French fleet supported American forces in retaking Newport, Rhode Island (1778), and a joint American–French army unsuccessfully sieged the British at Savannah, Georgia (1779).¹¹ Late in 1779, the French king approved the deployment of a French army to American soil in support of Gen Washington’s Continental Army, which became known as “Auxiliary Army” or “Special Expedition” (*expédition particulière*).

This *Special Expedition* was an alternative to a planned invasion of England. More than twenty thousand French troops had been concentrated in Normandy and Brittany during the summer and autumn of 1779 to invade England together with Spain. The invasion was canceled, however, due to insufficient progress of preparations on the side of the Spanish who were held up at Gibraltar. As an alternative military campaign to support the Americans, Gen Comte de Rochambeau was commissioned to assemble an army of 7,500 for the Special Expedition. Choosing from the fighting-ready troops, he picked six regiments of line infantry (of which two were German foreign legions), two artillery battalions, and one battalion light cavalry of foreign mercenaries. Ready to sail to America from the port of Brest, a shortage of cargo ships in March 1780 frustrated the preparations and forced Rochambeau to leave one-third of his army behind. The left-behind troops were intended to follow as soon as possible and finally set sail half a year later, but a British naval blockade forced this second convoy to return to Europe. (We use the left-behind troops as a placebo for identification.)

Rochambeau’s expeditionary army of five thousand men spent two and a half years in the United States of America. After arriving in Newport in July 1780, Rochambeau decided to wait for the arrival of the left-behind troops instead of taking immediate military action. During the winter, it became clear that the left-behind troops would never arrive. On campaign from June 1781, the army marched towards New York where they joined forces with Washington’s army. Rather than besieging the British there as proposed by Gen Washington, the combined army marched onto Virginia, where they fought and defeated the British army under Gen Cornwallis at Yorktown. For this battle, the joint American–French army received significant reinforcement

¹⁰As emphasized by historians (e. g. Ferling, 2021), the northern theater of the war up to the battles of Saratoga (September and October 1777) may be particularly salient due to local commemoration and “historical lore.” Yet, the military campaigns in the South after Saratoga were central to deciding the Revolutionary War.

¹¹The French forces consisted of one battalion of infantry raised in the French colony of Saint-Domingue and various smaller detachments from regular infantry regiments stationed in the Caribbean.

by a second French army, which was transported directly from the French Caribbean colonies. This second stayed in the United States only for a very short period, arriving one month before the siege began and sailing back to the Caribbean shortly after it was won. (We use this second army as a placebo for the mechanism.) Rochambeau's army, in contrast, stayed in Virginia over the winter, marched back triumphantly to New England over the spring and summer of 1782, visiting Washington, Baltimore, and Philadelphia on the way, and finally boarding ships home from Boston (Scott, 1998).

3.2. The American Experience of the French Army

What did the French combatants experience in America during the Special Expedition? Certainly, they gained combat experience during the Siege of Yorktown, which saw significant casualties on both sides. Yet, the siege was the combatants' only substantive combat experience during the Special Expedition. The majority of casualties, instead, resulted from disease, in particular, scurvy and "fever" (most likely malaria).¹² The great majority of French combatants—around 80% according to our estimates—returned home to France in 1783.¹³

Apart from the combat experience, the combatants also experienced different political and economic institutions. In particular, from the perspective of France, the United States of America embodied ideals of liberty, equality, and tolerance (Echeverria, 1957). Liberty primarily refers to political rights including the freedom of the press and opinion and the freedom of association. In contrast to the U.S., France was perceived as an authoritarian monarchy that censored the press, imprisoned people for moral and political views, and strictly regulated all forms of associations. Equality primarily refers to economic and social equality rooted in a more equal distribution of land and property in America. In stark contrast, feudal rights of lordship (*seigneurie*) restricted economic freedom in France. Tolerance primarily refers to the toleration of religious minorities, contrasting to the persecution of the Protestant Huguenot minority by the French monarchy.

These American ideals of liberty, equality, and tolerance were not entirely new to France. In fact, they had been embraced for years by the French enlightenment philosophers. For example, Thomas Paine's *Common Sense*—a key revolutionary tract in America—was arguably inspired by Diderot and Reynal's *Histoire philosophique des Deux Indes* (Israel, 2017). Yet this work by French philosophers was on the list of highly forbidden books and thus not widely available in France (Darnton, 1996).

What was certainly new to the French combatants was the experience of a society where these ideals were acted out in practice. As described by Scott (1998, 122), "what seems to have impressed most of Rochambeau's veterans... were not abstract political principles but more

¹²The incidence of scurvy was high when the troops arrived in Rhode Island, with one-seventh requiring hospitalization upon arrival and 270 men dying during the voyage and within the first six months after arrival (e. g. Scott, 1998, 109). "Fever" and malaria were particularly problematic when the troops were stationed in Virginia, Baltimore, and Philadelphia after Yorktown.

¹³The estimate refers to the three French infantry regiments that comprise our sample of "Rochambeau combatants," see sections 4 and 5. Scott (1998) provides a very similar assessment including further data on the rest of Rochambeau's expeditionary army.

Aside from mortality, the rate of desertion was remarkably low (below 5% in total), and few men chose to remain in America for various other reasons (below 2% in total) (Scott, 1998, 103). Importantly, the desertion and discharge rate is even lower for this paper's "Rochambeau combatants" because the deserters and discharges were primarily from the Deux-Pont infantry regiment, which was a German foreign legion in the French army, and from the Lazun's Legion cavalry battalion (cf. Scott, 1998).

mundane practices, notably religious toleration and social equality rooted in widespread economic prosperity.” Note that even within the U.S., the Colony of Rhode Island in New England where the combatants stayed for one year was an outlier in terms of liberty and equality, and thus the “American ideals” particularly salient.

How did the French combatants come into contact with these different U.S. institutions? The answer to the question, we distinguish between officers and soldiers, chiefly due to military hierarchy and social status—French officers were often from the higher nobility and thus enjoyed more freedom in America.

French officers came into contact with American citizens through many channels. Officers were regularly quartered in houses and thus lived under the same roof as American citizens.¹⁴ Officers were also invited to “endless balls” and receptions where they mingled with locals (Scott, 1998). Some officers also obtained permission to explore the countryside on their own. The intensity of the personal contact between French officers and American citizens can also be gauged from the amicable letters that were exchanged after the French departure (Jones, 2012).

The soldiers, lacking the social prestige and military status of officers, were less free to mingle with locals, yet they nevertheless had extended contact with locals. Originally, Rochambeau set up camp outside of the town of Newport, and military hierarchy required soldiers to obtain a written permit to leave the camp. However, all soldiers moved into town for the winter where they lived next door to American citizens (Scott, 1998; Jones, 2012). Soldiers did not normally write letters or diaries, and thus sources are scarce for them. Nevertheless, the contacts with American locals must have been close, as evidenced by General Rochambeau’s remark that “not a man had been left behind [in Newport] ‘except ten love-sick soldiers of Soissonnais who returned to see their sweethearts’ ”(Scott, 1998, 55).

The French military also printed a French-language newspaper in the United States to keep informed about military events and local affairs. The great majority of articles were translated from American newspapers, which contained heavy doses of revolutionary propaganda and agitation against the British monarchy.¹⁵ Many enlisted soldiers were probably illiterate, but at least some must have been literate (Wrong, 1976) and could thus read the army newspaper to others.

Anecdotal evidence confirms that the American experience changed individuals’ attitudes toward liberty and equality. Most prominent and best studied among the American combatants is the Marquis de Lafayette—who was, it should be noted, *not* part of the Special Expeditionary force. Biographers of Lafayette argue that he signed up in Washington’s army primarily seeking adventure and fame, rather than supporting the American cause, and was converted to a proponent of liberty through his experience in the United States (Gottschalk, 1950). After the war, Lafayette became the focus of an informal circle that intentionally propagated American ideals such as liberty and equality (Scott, 1998, 122). Officers who had served under Rochambeau in America also developed these views. For example, the court aristocrat Comte de Ségur claimed in a letter that

¹⁴For example, see Stone (1884, 321–3) for a list of the quarters (incl. street and house owner) of French officers in Providence, Rhode Island, during the year 1780–81. Since the American citizens volunteered to offer quarters, the French officers stayed with some of the more vocal supporters of American independence.

¹⁵Newspapers were not common in France on the eve of the revolution, but they were in North American colonies/United States (Hyslop, 1960). The “Gazette Française” was printed with a printing press that Rochambeau’s army brought on a ship. It has long been thought that only 7 volumes were printed between November 1780 and January 1781. However, a supplement to volume 93 was recently discovered in an archive, proving that it was printed at least until November 20, 1781, *after* Yorktown. The newspaper is the first service newspaper published abroad by an expeditionary force, and as such a predecessor of the U.S. “Stars and Stripes” newspaper printed by U.S. Armed Forces in France during the two world wars (Desmarais, 2021).

he and other officers brought back to France “a lively passion for freedom and for independence” (Scott, 1998, 122). Such statements are absent for common soldiers due to the lack of written sources, but there is some indirect evidence which we discuss in section 8.6.

3.3. The French Revolution

Historiography highlights at least two important triggers of the revolution of 1789.¹⁶ One is the fiscal crisis of 1787, caused by the de facto default of the royal government on its debt.¹⁷ Despite much political maneuvering, the fiscal crisis could not be solved as the tax-exempt nobility remained unwilling to pay taxes but the Third Estate was already taxed at maximum. This situation created a power vacuum that enabled the Third Estate to push for reforms, especially in the *Estates General*, the legislative and consultative assembly composed of all three classes. Eventually, deputies from the Third Estate, joined by a small group of clergy and liberal nobles—among whom some had served as officers under Rochambeau and thus previously experienced U.S. institutions—decreed the abolition of feudalism and declared the rights of man and the citizen.

Another trigger was the subsistence crisis that was caused by the harvest failures of 1788. Beyond increasing the price of bread, the failed harvest (due to droughts or hailstorms, depending on the account) also caused widespread unemployment, as threshing was a major source of seasonal employment. Eventually, “vagabonds” started to move across town and country, and food riots broke out between the spring and summer of 1789, compounded by waves of “fear” and unrest (Lefebvre, 1932; Waldinger, 2023).

We study four outcomes related to revolutionary acts and processes, all of which are rooted in the year 1789. The anti-feudal revolts of 1789 effectively established the abolition of feudalism as a fact in the countryside before it was officially decreed, thereby influencing national politics (Lefebvre, 1939; Markoff, 1996a).¹⁸ The formation of political societies, established spontaneously in cities and towns, was instrumental in political participation and implementing the new policies, the most famous being the Jacobin Club of Paris. Volunteers for the Revolutionary Army were pivotal in defending the revolution from the attack of foreign monarchies who strived to quell it. The emigration of the landowning elite signifies the local intensity of revolutionary agitation and enabled the young republic to reallocate wealth by expropriating the emigrées. Each of these revolutionary acts and processes shaped the course of the French Revolution. Together, they were instrumental in destroying the old institutions but also in building and defending the new institutions. We provide additional historical background together with the data documentation in Appendix A.

3.4. The Role of American Combatants in the French Revolution

Historians have previously debated whether American combatants contributed to precipitating the French Revolution. McDonald (1951) first observed a positive spatial correlation between the

¹⁶The following overview of the French revolution up to 1792 follows classical historical accounts (Lefebvre, 1939; Doyle, 1999; Tackett, 2015).

¹⁷It has been argued that the debts incurred to finance France’s participation in the American Revolutionary War destroyed the government finances. An alternative view holds that the critical debt was incurred to finance the Seven Years’ War twenty years earlier. Either way, the expenses for the *Special Expedition* were few compared to those for the French Royal Navy during the American Revolutionary War.

¹⁸A similar effect of local revolts has been shown empirically for England in the early 1830s (Aidt and Franck, 2015).

incidence of American combatants and anti-feudal revolts in 1789, arguing that French soldiers with agricultural background were particularly impressed by greater peasant prosperity, a more equal distribution of land, and the absence of feudal institutions in the United States. Godechot (1956) criticized that the correlation could be driven by regional characteristics like general economic hardship that could have increased both army enlistment and the incidence of revolts. Our empirical strategy addresses these and similar concerns by (i) controlling for determinants of army enlistment and (ii) using a placebo design to exclude the influence of unobserved region characteristics.

Studying the experience of the American combatants in more detail, the historian Scott (1979, 1998) concluded by rejecting MacDonald's hypothesis.¹⁹ This is puzzling insofar as Scott himself provided convincing evidence on how the American experience shifted the combatants' views regarding liberty and equality, and moreover documented several instances on how individuals became revolutionaries (we discuss those in Section 8.6).

One reason why Scott questioned the hypothesis is the observation of a significantly lower incidence of desertion among Rochambeau's regiments during July 1789 during their march on Paris. However, rather than providing a "made-to-order test" which would prove that veterans were against the revolution (Scott, 1998, 136), the observation is fully consistent with leadership effects. As the officers themselves were supporting the revolution, it is unclear what pro-revolutionary soldiers would have gained by deserting.²⁰ (We return to this in section 8.5).

Another reason why Scott questioned the hypothesis is that veterans from rural origins may not have returned to their native village but moved to town upon return (Scott, 1998, 137-8). Systematic evidence is absent, but the conjecture is generally plausible—after all, the experience of America made the combatants "cosmopolitans" (McDonald, 1951). However, if combatants were still more likely to return to their broader native region than to settle elsewhere, this concern would merely introduce measurement error and spatial spillovers instead of breaking the link between origin and outcome. Indeed, we document the existence of local spillovers in Section 8.4 in line with combatants returning to their native regions, highlighting that the concern can be addressed by aggregating the data to larger regions.

Finally, when Scott concludes that the American combatants were "too few" to have mattered as a group, he is essentially making quantitative statements based on (sparse) qualitative data. Yet the key limitation of Scott's historical approach is that many of the *soldiers* are essentially lost to the historical record after the American campaign. Once returned home to France and discharged from the army, the veterans are not tracked anymore by the regimental book, the only systematic source available in the period (on the general problem, see Bois, 1981). Outcomes like anti-feudal revolts are particularly ill-suited for a historical case study because, except for the storming of the Bastille, no "list of participants" has ever been drawn up for these revolts.

¹⁹Many general works on the French Revolution accepted his conclusion (e. g. Bertaud, Reichel, and Bertrand, 1989; Geggus, 2000). Other classic references on the origins of the French Revolution do not mention the topic at all (e. g. Doyle, 1999). This is surprising in light of the early skepticism on this negative conclusion (see Godechot, 1979). In fact, some historians recognized that rather than being implausible, it is just very difficult to causally establish with the historical method through which channels the ideas diffused from America to France (Campbell, 2013). More recently, Israel (2017) resuscitated the (more general) hypothesis that the American Revolution could have influenced the French Revolution decisively by documenting ample anecdotal evidence of how American revolutionary ideas were propagated to France and very salient to French revolutionaries. However, Israel (2017) does not consider the American combatants as a vector of transmission of these ideas.

²⁰Our objection is not new—Godechot (1979) already cautioned that desertion in 1789 meant something very different from desertion in 1791 or 1792.

Using the empirical method to overcome these problems, our paper not only overturns Scott’s negative conclusion but also broadens the argument. Specifically, we show that across French regions, rather than being “too few” to matter, American combatants not only impacted anti-feudal revolts as originally conjectured by McDonald (1951) but also strongly increased support for revolution along several other margins. Moreover, we provide novel historical and individual-level evidence for the personal involvement of American combatants in the revolution, focusing on outcomes like membership in revolutionary societies (section 8.6).

4. Data

We collect individual-level data from military records and geo-localize individual’s birthplaces to construct variables for the main treatment, alternative treatment, and placebo groups at the region of origin. We further collect a large set of novel outcomes and controls, which we obtain at various geographical or regional levels. As regions, we aggregate the data to *départements* for the main analysis and *arrondissements* for additional analyses. This section provides an overview of data sources and variable construction; Appendix A provides a list describing all variables employed along with their source (Table A.1), summary statistics of the main variables (Table A.2), and additional details on data construction.

4.1. American Combatants and Not Sailed Placebo

We focus on French infantry regiments of American combatants, which we separate into treatment group and alternative treatment group, and a French infantry regiment of not-sailed combatants as placebo. The main treatment group is General Rochambeau’s combatants, who were exposed to the United States and especially New England before and after the Siege of Yorktown. Specifically, we consider the French infantry regiments *Bourbonnais*, *Saintogne*, and *Soissonnais*. The alternative treatment group is Admiral de Grasse’s combatants, who participated in the Siege of Yorktown but did not see the United States before and afterward. This group comprised the three French infantry regiments *Agénois*, *Gâtinais (Royal-Auvergne)*, and *Touraine*. The placebo group is the French infantry regiment of *Neustrie*, which would have become American combatants if it was not for logistical problems that forced them to stay behind. We do not include the data for other military units participating under Rochambeau for which we do not have suitable control groups.²¹

The individual-level data on soldiers relies on the original military records, handwritten regimental books preserved in the archive of the French Ministry of War. We first digitized the list of American combatants which was transcribed by historians from the regimental books of 1776–1786 (Ministère des Affaires Étrangères, 1903). We also web-scraped the crowd-sourced

²¹Specifically, these are the (i) the *Deux-Ponts* regiment under Rochambeau, a German foreign legion infantry regiment raised by the Duke of Deux-Ponts (Zweibrücken) in Germany; (ii) the 2nd battalion of the *Auxonne* artillery regiment; and (iii) Lauzun’s Legion of Foreign Volunteers, a mercenary unit of light cavalry which was raised just in 1778. For (i), we would have a placebo regiment, the *Anhalt/Salm-Salm* German foreign legion, which was intended to sail but also stayed behind. However, no German foreign legion sailed under Admiral de Grasse. Moreover, the origins of these soldiers were by and large in Germany, outside of France during Louis XVI’s reign, as evidenced by the origins of those who fell (Dawson, 1936). For (ii), we do not have a placebo group because the second artillery regiment, which initially stayed behind, was shipped as reinforcement to the U.S. before Yorktown. Moreover, no artillery sailed under Admiral de Grasse who also participated in Yorktown. For (iii), the self-selection into treatment is a concern—the Duc de Lauzun lobbied to be included in the American campaign. Moreover, there are no control groups.

digitization of this list,²² and cross-referenced the two data sets. In the baseline, we use the crowd-sourced data—which is highly accurate, as far as we can tell—because the birthplaces have been carefully geo-localized by volunteers with local knowledge.²³ Additionally, the crowd-sourced data include the revised data on death during the campaigns from Dawson (1936). For the not-sailed soldiers from the *Neustrie* regiment, which did not achieve combatant status due to unforeseen circumstances, we transcribed the regimental book of 1776–1786 manually.

We geo-localize birthplaces of combatants and not-sailed soldiers at the highly disaggregated level of municipality (*commune*). We geo-localized birthplaces for 83% of Rochambeau combatants, 85% of de Grasse combatants, and 71% (80%) of Neustrie not-sailed combatants.²⁴ The match rates are not perfect, but we capture the origins of the great majority of combatants. Importantly, match rates are broadly similar across treatment and placebo groups. Thus, apart from introducing measurement error that can attenuate the point estimates, they will not affect our results substantively.

Figure 1a maps the origins of Rochambeau’s combatants by department. As is apparent, the number of Rochambeau combatants varies strongly between departments—and even between immediately adjacent departments. Figures 1b and 1c provide similar maps for not sailed and de Grasse combatants, respectively. The geographical origins of these placebo groups are visibly different, allowing us to distinguish their impact empirically.²⁵

4.2. Support for the French Revolution

We collect data on four proxies measuring support for the French Revolution along different dimensions. The first measure is anti-feudal revolts that attacked the feudal institution of lordship (*seigneurie*), including the lord’s person, property, rights, or symbols.²⁶ Using data assembled by Chambru and Maneuvrier-Hervieu (2022), we observe 530 anti-feudal revolts at the level of municipalities, with the majority occurring in 1789. Figure A.3a depicts the spatial variation of anti-feudal revolts across departments. In auxiliary analysis, we study conflicts by year and also consider different types of conflicts, food riots, and panics during the Great Fear of 1789.

The second measure is early political societies which were formed spontaneously during 1789 and 1790. We digitized municipal-level data on the first year that a political society was founded. In the baseline analysis, we focus on the 300 political societies founded between 1789 and 1790 to capture the bottom-up aspect. Figure A.3b depicts the spatial variation in early political societies across departments. In auxiliary analysis, we consider societies established during the “Reign of Terror” (1793–94) as a measure of support for generalized violence.

The third measure is volunteers for the revolutionary army, so-called “National Volunteers.” In total, more than 250,000 individuals enlisted voluntarily during 1791 and 1792, before the beginning of forced conscription. We digitized data on the number of companies raised per

²²See www.francegenweb.org/lafayette, last accessed 06/30/2022.

²³The general motivation for volunteers to participate in crowd-sourced projects like www.francegenweb.org is to construct genealogies of their ancestors. Crowd-sourced data is increasingly used in economics applications, including studies of Ancien Régime France such as Blanc (2022) or Gay et al. (2023b).

²⁴The match rate to municipalities is 71% and to départements 80%, because we can still assign in many cases a département of birth based on the military province.

²⁵The bivariate correlation of Rochambeau combatants with the not sailed placebo is $\rho = 0.61$ and with de Grasse combatants $\rho = 0.58$.

²⁶Such revolts are also referred to as anti-seigneurial revolts since they *did not* target royal institutions, which also belonged to the feudal system (Markoff, 1996a).

municipality by the end of 1791 and the number of battalions raised per département by the end of 1792. Figure A.3c depicts the spatial variation in voluntary battalions across departments.

The fourth measure is emigration from the old elite. Out of the total 130 thousand emigrants, more than half belonged to the clergy, nobility, or upper bourgeoisie, which together made up the old (land-owning) elite. We digitized data on the number of emigrants by social status at the département level. Figure A.3d depicts the spatial variation in elite emigration across departments.

4.3. Control Variables

Given the concerns raised in the historical literature, we use a set of baseline controls to hold constant factors that potentially correlate with both military recruitment and revolutionary activity. Specifically, we control for (i) general military recruitment by the total number of soldiers during the eighteenth century; (ii) the number of garrisoned infantry regiments and garrisoned cavalry battalions (affecting local recruitment, but also used as riot police); (iii) total population of the department (more population, more soldiers); (iv) the urbanization rate (garrisons were usually in towns and cities); and (v) an indicator for the capital Paris (département Seine).

Beyond the baseline controls, we collect a large number of additional variables for probing the balance of treatment and control as well as for heterogeneity analyses. In particular, we construct variables on (i) geography and climatic shocks, including the regions's distance to the nearest ocean and international border, average ruggedness, length of Roman roads, wheat suitability, and weather shocks in 1788 (Waldinger, 2023); (ii) on Ancien Regime institutions, including the presence of former administrative centers of different types (juridical, religious, taxation, public order); (iii) on human capital, including soldier's average height, literacy rates, secondary schooling, and enlightenment readership; and (iv) on the economy, including the number of markets and fairs, and stations of the Royal letter post.

4.4. Regions

We use post-revolutionary administrative regions as unit of analysis. In the baseline, we use the *département*, an administrative region created in 1790/94 and of approximately equal size. Départements were created purely from the perspective of administrative ease: The goal was that from the administrative center, the *préfecture*, every municipality could be reached on horseback within a day (cf. Chambru et al., 2021). For additional analysis, the unit of analysis will be the *arrondissement*, approximately equal size administrative districts established in 1800 below the *département*.

In principle, we could also aggregate our main data (except the outcome emigration) to other units of analysis, including historical jurisdictions like *généralités* (for tax purposes) or *baillages* (for voting and legal purposes). These traditional jurisdictions varied widely in size, with boundaries following geographical, cultural, and historical regions (e. g. Gay, Gobbi, and Goñi, 2023a). As a result, ancien-régime geographical, institutional, and cultural factors likely varied across these historical regions. The post-revolutionary administrative regions, in contrast, cut across the historical boundaries in many cases. Thus, *départements* and *arrondissements* appear by design more orthogonal to institutional and cultural factors, rendering it more likely that our regional analysis of American and placebo combatants is balanced in that regard.

5. Rochambeau’s Combatants and the French Revolution

Documenting conditional correlations as baseline result, we show that regions from which more of Rochambeau’s combatants originated had more anti-feudal revolts, early revolutionary societies, volunteers for the revolutionary army, and emigration of the old elite.

5.1. Empirical Specification

We estimate OLS regressions at the regional level using the following empirical specification:

$$y_i = \beta \ln \text{Rochambeau}_i + \gamma X_i + \varepsilon_i \quad (1)$$

The primary independent variable, Rochambeau_i , is the number of combatants serving in Rochambeau’s army originating from region i in France. The dependent variables are the four proxies of support for the French Revolution in each *département*: anti-feudal revolts, revolutionary societies, battalions of volunteers for the revolutionary army, and the number of landowning elites fleeing the Revolution. Variables are transformed by taking the logarithm (plus one in the presence of zeros). In the Appendix B, we document robustness to other transformations (inverse hyperbolic sine) and other regression estimators (Poisson).

In the baseline analysis, we aim to estimate an intention-to-treat effect by considering the number of combatants that were sent to America rather than the number of combatants that returned to France. As shown in Appendix B.4, results are slightly more pronounced if we only consider combatants who survived the conflict and returned to France. We also provide evidence suggesting that results are driven by combatants who were discharged or retired from military service after returning to France.

Unit of analysis We use post-revolutionary administrative regions, *départements* in the main analysis and *arrondissements* in additional analyses. There are three reasons for choosing *départements* as the main unit of analysis. First, all outcome variables are observed at the level of *département*, whereas we observe only three outcomes at finer levels (at the level of municipality, which we can aggregate to districts like *arrondissements*).

Second, the post-revolutionary administrative regions are to a substantial degree orthogonal to the traditional regions of the Ancien Régime. Thus, our estimates are by design less prone to institutional and cultural confounders which vary across traditional regions (see also Section 4.4).

Third, usage of more aggregate regions like *départements* helps reduce measurement error and potentially captures spatial spillovers. Recall that we cannot observe the locations in which combatants were present in 1789 but only the locations where combatants were born. Thus, we have to assume that sufficiently many combatants went back to their origins after returning to France and leaving the military. (We do not need to assume that combatants settled home—it could be enough if they traveled home once and told the community about their experiences.) If combatants did not return to their native village but only to their native region, this would introduce both measurement error at the birthplace—the larger, the smaller the spatial unit—and spillovers to neighboring spatial units—again, the larger, the smaller the spatial unit. In this case, aggregation could both average out the measurement error and capture the effect of spillovers. (For evidence in support, see Section 8.4.)

Sample and Controls Our baseline sample is 81 *départements* of mainland France in the

borders of 1789.²⁷ For the baseline, we do not include the Alsace (départements Bas-Rhin and Haute-Rhin) because (i) we do not have the data on the German foreign legion regiment(s) which heavily recruited there,²⁸ and because (ii) Gen. Rochambeau was stationed there in the summer of 1789, potentially creating leadership effects on the outcomes observed in this department. We document robustness to extending the sample to the Alsace in Appendix A.12 and return to the question of leadership effects in section 8.5. Figure 1a depicts the spatial variation in Rochambeau combatants across départements.

Throughout, we include a set of baseline controls to address the prior literature’s concern that third factors may have affected both military recruitment and revolutionary outcomes. Specifically, we control for the total number of military recruits during the eighteenth century, the number of infantry regiments and of cavalry regiments garrisoned, the total population of each département (all in logs), the urbanization rate, and an indicator for Paris (département Seine). Thus, β estimates the coefficient of combatants sent to the United States under Gen Rochambeau, rather than the coefficient of military recruitment per se. Indeed, our results would be even stronger if we did not include those controls (see Appendix Table A.4).

5.2. Baseline Result

Table 1 presents results. Each column corresponds to a different proxy of support for the French Revolution and includes all baseline control variables described in section 4.3. Column 1 shows the conditional correlation of Rochambeau’s soldiers with anti-feudal revolts across French départements. Départements from which more of Rochambeau’s combatants hailed experienced significantly more anti-feudal revolts from 1789 to 1793. Figure 2 shows the underlying variation behind this estimate, confirming the linearity and highlighting that this association is not driven by a few départements only. This association is very sizable. A one percent increase in those combatants is associated with an increase in the number of feudal revolts by more than 0.5%, accounting for factors that likely influenced military recruitment. As is evident from columns 2 to 4, the associations between Rochambeau’s soldiers and the other proxies of support for the French Revolution are highly statistically significant and similarly sizable. Moreover, the standardized betas reported in the table and the partial R^2 of our primary independent variable demonstrate the importance of this association. The variation of Rochambeau’s combatants across départements can explain between 7% (for elite emigrants) and up to 15% (for volunteer battalions) of the residual variation in the outcomes, and standardized effect size ranges from 0.36 (for political societies) to 0.47 (for volunteer battalions).

The following back-of-the-envelope calculations build intuition for the magnitudes. A one standard deviation increase in Rochambeau combatants (33 men) is about equal to moving from the 25th to the 75th percentile in combatants. With this increase, anti-feudal revolts would increase by 70%, political societies by 40%, volunteer battalions by 35%, and emigrants by 32% relative to the baseline mean. For every additional combatant, there would be an additional 0.13 revolts, 0.04 societies, 0.05 volunteer battalions, or 7 emigrants. Put differently, 8 additional combatants were

²⁷There are four mainland départements that came to be part of France after 1790: Vaucluse (Avignon, Papal state), Mont Blanc (Savoy, Italy), Mont Terrible (Belfort), and Alpes-Maritimes (Nice).

²⁸Rochambeau chose two German foreign legions infantry regiments for the Special Expedition, *Deux-Ponts*—part of the first army who sailed to America—and *Anhalt/Salm-Salm*, which was intended to sail but never arrived in the U.S. However, as no German foreign legion fought under De Grasse at Yorktown, we do not have a third group to establish the mechanism for combatants serving in these foreign legions.

needed for one additional revolt, 25 for a society, or 20 for a battalion. At a regular strength of 500 men per battalion of volunteers, this implies a persuasion rate of about 25 additional volunteers per combatant.

5.3. Spatial Disaggregation, Placebo Outcomes, and Timing

Before we advance a causal interpretation in the next section, we perform auxiliary analyses exploiting additional spatial and temporal variation as well as placebo outcomes.

Spatial Disaggregation The association of Rochambeau combatants with revolutionary activity holds at finer spatial units of analysis. Table 2, columns 1 through 3, implements equation 1 at the level of *arrondissements* for the first three outcomes.²⁹ The association remains significantly positive for anti-feudal revolts and national volunteers, and weakly positive for political societies. The magnitudes of the association are smaller than before, with the standardized beta dropping by at least one-third. This finding conforms to our expectation that measurement error and spatial spillovers were stronger at more granular levels. We return to this observation in Section 8.4.

If spatial correlation was a problem in the baseline, it should be one *a fortiori* at the more granular level. Thus, we additionally report spatially clustered standard errors in columns 1 through 3. However, even for the most conservative cutoff (200km), standard errors do not increase substantially (about 25% for anti-feudal revolts, below 10% for political societies and volunteer companies).

Placebo Outcomes: Generalized revolts and violence The association of Rochambeau combatants with revolutionary activity is not generic to revolts as such but specific to revolts targeting feudal rights. Table 2 columns 4 and 5 document that the association is considerably weaker for placebo outcomes—if it is positive at all. Focusing on other types of revolts, food riots (from 1789 to 1792), and the “Panics” during the Great Fear of 1789 (Lefebvre, 1932), we do not find a similar association with Rochambeau combatants. The association with food riots is positive but smaller in magnitude and insignificant, while the association with Great Fear Panics is negative and insignificant.

Furthermore, Rochambeau combatants were not associated with support for violence during the “Terror”. Following the events of 1792, the revolution turned radical. We collected data on three variables proxying support for violent policies during that period.³⁰ As Table 2 columns 6 through 8 show, Rochambeau combatants are not significantly positively associated with any of the outcomes, in one case (death sentences) even negatively. In sum, these findings suggest that the association of Rochambeau combatants and support for the Revolution is not driven by a general inclination towards violence.

Timing The association of Rochambeau combatants with revolutionary activity is particularly pronounced for the year of the first revolution, 1789. We exploit temporal variation in anti-feudal revolts and food riots to estimate a dynamic event study in a department–year panel:

$$y_{i,t} = \sum_{\tau=1780}^{1793} \beta_{\tau} \ln \text{Rochambeau}_i \times \mathbb{1}(\tau) + \gamma \sum_{\tau=1780}^{1793} X_i \times \mathbb{1}(\tau) + \mu_t + \mu_i + \varepsilon_i \quad (2)$$

²⁹Unfortunately, we do not observe the fourth outcome, emigration, at this disaggregated level.

³⁰Specifically, we collected data on (i) the vote in the National Convention on whether the King must be punished by death (January 1793), (ii) the total number of death sentences handed out during the period of “Terror”, and (iii) the number of political societies established during Year II, a time when the establishment clearly signaled support for the regime.

We interact the main independent variable of interest, $\ln \text{Rochambeau}_i$, with year indicators from 1780 through 1793.³¹ We similarly interact our baseline controls with year dummies, include year (μ_t) and département (μ_i) fixed effects, and employ robust standard errors.

Figure 3 shows that the effect on anti-feudal revolts underlying the cross-sectional estimate is entirely driven by a spike in revolts in the first year of the revolution. Anti-feudal revolts spike significantly in the year 1789 but not in any other year. Estimating β_t for food riots, we also observe an increase in 1789, but the coefficient is less than half as large and not significant. The results reinforce the notion that Rochambeau’s combatants were not just hailing from inherently more insubordinate départements, or that they merely acquired a taste for violence during the military campaign. They also highlight that Rochambeau combatants did not instigate conflict before a window of opportunity arrived—perhaps the dire economic situation following the bad harvest of 1788 (Waldinger, 2023), or the power vacuum of spring 1789 related to the General Estates (Lefebvre, 1939; Markoff, 1996a).

6. Identification: The Regiment That Did Not Sail to America

In this section, we argue that the previous section’s conditional correlations, which indicate more support for the French Revolution in départements from where more combatants under General Rochambeau originated, can be interpreted as causal effects of the combatants’ experience during the American War of Independence.

6.1. Concerns with a Causal Interpretation of the Correlations

Two concerns with an ad hoc interpretation of the conditional correlations as causal effects of American combatants are conceivable. The first concerns the *selection of individual soldiers* into Rochambeau’s regiments. For example, soldiers eager to fight for democracy or to experience the lack of feudal institutions in the United States might have been more likely to sign up for Rochambeau’s regiment. The historical setting, however, provides direct evidence against this concern. Regiments were staffed well before the French became militarily involved in the American Revolutionary War due to the regular enlistment period of eight years. Furthermore, switching regiments or signing up for selected ones was highly uncommon and difficult for soldiers. Most importantly, the future combatants of Rochambeau’s regiments neither knew nor expected that they were going to the United States. As Scott (1998, 7) asserts,

“[n]one had volunteered to fight for American independence; indeed, they were at sea for seven weeks before being informed of their destination. Although the troops greeted this announcement with loud cheering, the response was one of relief that they were *not* bound for the West Indies ... rather than of enthusiasm for the American cause” (emphasis in original).

Regarding the officers, there were indeed many who were seeking adventure and fame and thus desired to join the American campaign. For Rochambeau’s army, however, it was explicitly forbidden to take officers who were volunteers (Merlant, 1920, 115). Thus, while these volunteers may have sailed to America on individual means, the most famous example being Lafayette, they are never included in our sample.

³¹For all of the remainder we focus on those years, but in unreported results, we find no evidence of any spike in the earlier or later years (the conflict data is available until 1800).

A second concern relates to the *selection of entire regiments* for the French campaign in the United States. As we describe in the historical background, the regiments of Rochambeau's special expedition were chosen from a larger army mobilized to the northwest of France in 1779 for an eventually aborted invasion of England. Thus, Rochambeau's regiments were undoubtedly among the more fighting-ready French regiments. If the regiments were in addition to their fighting readiness selected based on the officers' and soldiers' characteristics, such as being more brave, violent, liberal, or egalitarian, and if these characteristics of officers and soldiers were also representative of their regions of origin, then the previously documented conditional correlations would be biased and could not be interpreted as causal effects.

In fact, such bias based on unobserved regimental and regional characteristics could equally work against us. One of the key characteristics of the military in any war are obedience and loyalty. But when deployed to a foreign country, obedience and loyalty become even more important in order to prevent desertion. Thus, it appears plausible that the regions from which Rochambeau's regiments recruited were inherently more loyal to the monarchy.

6.2. A Placebo Regiment intended to sail to America

We use a historical coincidence related to the logistics of the French campaign to address these (and similar) concerns related to selection on unobservables. Two of the six infantry regiments were ready to leave but could not board due to an unforeseen shortage of ships. These regiments—the French regiment Neustrie and the German foreign legion Salm-Salm—were supposed to follow the first part of Rochambeau's army as soon as possible, but a naval blockade by the English delayed the provision of ships and later diverted their deployment: When they ultimately sailed half a year later, the ships were diverted to Cadiz in Spain. At that point, their mission was aborted by the French king. Instead of joining the other regiments in Rhode Island, the second part of Rochambeau's army returned home to France.

The not-sailed combatants of the French Neustrie regiment form an inherently suited placebo for the combatants in the three French infantry regiments that sailed with General Rochambeau to Rhode Island. First, the historical setting strongly suggests that any selection concern should operate similarly for the regiments that were chosen by General Rochambeau to participate in the special expedition, whether they sailed to America or stayed behind.³² Second, it is improbable given the historical setting that the treatment status changed after assignment. As explained above, enlisted soldiers could not change regiments after the decision was made which regiment sailed, and did not even know where they would sail to. Even the officers of the left-behind regiments had to stay behind despite them pleading to sail with the first army (Merlant, 1920).³³ Finally, the regiments did not receive additional recruits from France during their deployment.³⁴

In sum, the placebo of not-sailed combatants enables us to directly address concerns of selection

³²It appears highly improbable in light of the historical setting that the left-behind regiments were different. In fact, Rochambeau waited in Rhode Island for their arrival for more than half a year and declined to take any premature military action without the support of the second part of his army.

³³If a few of them later went to America on individual terms, they would be always-takers. Note that we estimate the intention-to-treat effect anyway.

³⁴There was a "shipment" of additional officers from France after the siege of Yorktown, but these officers do not show up systematically in the data, which can be easily verified by the date they joined the regiment or were promoted. Moreover, in the only instance where an envoy of new officers in October 1781 is explicitly remarked in our data—the Bourbonnais regiment received seven student officers from the royal military academy—the birthplace of these officers is not recorded in the data sources (Ministère des Affaires Étrangères, 1903).

on unobservable characteristics at the regional level. If the conditional correlations across regions merely reflected selection on unobserved regional characteristics, we should find similarly sizable and significant coefficients for not-sailed combatants from the Neustrie regiment.

Figure 1b maps the regional origins of the not-sailed combatants. The origins are similar but not too similar to the origins of Rochambeau combatants, allowing us to distinguish the groups empirically.³⁵

As in any experiment, it is possible that randomization failed, and the only way to test for this is to study balance on observable characteristics. Figure 4 documents the correlation of a wide array of observables with the number of not-sailed combatants and of sailed Rochambeau combatants across départements. Consider the first row of panel 4a. It documents that, as one would expect, the general level of military recruitment in a department is significantly positively associated with the number of combatants under Rochambeau that sailed to America. However, the general level of military recruitment is also significantly positively associated with the number of not-sailed combatants who were supposed to join Rochambeau in America but did not. Critically for our empirical strategy, it does not appear to be the case that the number of soldiers in either army is differentially predicted by the general level of military recruitment. For the observable département characteristics in Figure 4 that appear unbalanced, we will provide additional robustness results (the indicator for Paris is always included as a control variable).

6.3. Empirical Specification and Results

We amend the empirical specification presented in equation (1) by including the log number of not sailed combatants from the placebo regiment hailing from each département:³⁶

$$y_i = \beta_1 \ln \text{Rochambeau}_i + \beta_2 \ln \text{NotSailed}_i + \gamma X + \varepsilon_i \quad (3)$$

As before, we start by considering residualized scatter plots for the outcome anti-feudal revolts in Figure 5. The association of Rochambeau combatants with revolts remains strongly positive and significant. In contrast, the not sailed combatants from the placebo regiment are not associated with revolts at all, and this finding is not driven by outlier regions.

Table 3 confirms the strongly positive and significant association of Rochambeau combatants with all four proxies of support for the Revolution. The point estimate, significance, partial R^2 , and standardized beta coefficient of Rochambeau combatants are very similar to the baseline finding. In fact, they slightly increase for the outcomes political societies and elite emigrants, suggesting that the selection on unobservables is working against us. In contrast, the not-sailed combatants do not exhibit a significant or sizeable positive association with support for the Revolution. In fact, the coefficients on political societies and elite emigrants are significantly and sizeably negative. For the one outcome where the placebo coefficient is positive (volunteer battalions), the partial R^2 and standardized beta are far smaller than those of Rochambeau's combatants. F-tests on the equality between β_1 and β_2 can be rejected for all outcomes at a significance level of above 95% (with p-values of 0.0013 and 0.0005 for societies and emigration, respectively).

The results are robust to controlling for observable characteristics that are not balanced between Rochambeau combatants and not sailed combatants. Table A.10 shows that the relationship

³⁵The bivariate correlation of log Rochambeau combatants with log not sailed combatants is $\rho = 0.48$.

³⁶Plus one to account for zeros. As noted before, our results are robust to alternative transformations like the inverse hyperbolic sine or alternative estimation methods like Poisson regression.

between Rochambeau combatants and support for the revolution remains robustly positive and significant across all outcomes, controlling for the precipitation shock in 1788, the number of bishops, or the male literacy rate. While these variables appear to explain some aspects of support for the revolution, they are all related to different revolutionary phenomena. No single confounding factor is significantly positively associated with all four measures of support for the revolution.

Furthermore, the results hold at finer geographical regions and across time. Table A.5 (columns 1, 3, 5) considers *arrondissements* as the unit of analysis to show that the significantly positive coefficients on Rochambeau combatants hold at more disaggregated regions for the three outcomes that we observe at this level. The coefficients on not-sailed combatants are much smaller and statistically and economically insignificant, except in the case of political societies where not-sailed combatants are, as before, negatively associated with the outcome. Appendix B.3 Figure A.4 shows that only Rochambeau combatants drove the spike in anti-feudal conflicts in 1789 in the event study. No such effect is present for the placebo combatants from the not-sailed regiment.

Finally, we can also exclude the possibility that effects are driven by the traditional homelands of the regiments. If the homelands of Rochambeau regiments happened to be hotspots of revolutionary activity for reasons unrelated to the deployment to America, whereas the homeland of the not-sailed regiment would not, then the validity of the placebo exercise could be questioned. To address the concern, we re-estimate equation 3 excluding the homelands of Rochambeau regiments.³⁷ As documented in Table A.11, results are hardly affected.

In sum, these results strongly suggest that the conditional correlations between Rochambeau combatants—who experienced the United States firsthand during the military expedition—and local support for the French Revolutions in the combatants’ origins less than a decade later are causal effects.

7. Mechanism: Two Experiences in the Same Conflict

Why did the participation in the American War of Independence induce French veterans to bring the Revolution “home”? In this section, we provide evidence that what ultimately mattered was the veterans’ prolonged firsthand exposure to the United States and New England in particular.

7.1. Alternative Interpretations

Several interpretations of why the American experience mattered are conceivable. For instance, participation in the American War of Independence could merely provide battle-hardened veterans. Once the Revolution was imminent, the returned veterans might have provided the combat experience and military networks necessary for inciting anti-feudal revolts. Furthermore, the combatants were fighting (and winning) against the British monarchy, which might have increased their anti-monarchical sentiment.³⁸ Yet another interpretation is that exposure to *any* foreign

³⁷The regiments’ names refer to the specific French regions in which they were originally raised. The region Bourbonnais is located approximately in the department Allier, Saintonge in the department Charente-Maritime, and Soissonais in the department Aisne. Neustrie refers to a Merovingian region corresponding to the region Normandie, which includes several departments. (The Neustrie regiment was previously part of the Normandie regiment.)

³⁸This interpretation is not very plausible here because the French had a long history of warfare against the British without experiencing a revolution, winning at some times and losing at others. As explained by (Scott, 1998, 74), “for the French, the current conflict was but the latest in a long series of conventional wars against a traditional enemy, and the next confrontation might reverse the positions of victor and defeated. The officers of the French and

country might have affected their values (Clingsmith, Khwaja, and Kremer, 2009). Further, deployment to the United States might have led Rochambeau's combatants to develop a preference for conflict (Campante and Yanagizawa-Drott, 2015). Finally, one could imagine that Rochambeau's combatants were hailed as heroes of the American Revolutionary War which may have changed their economic possibilities and political ambitions.

7.2. A Second Fighting Army which did not See New England

We rule these alternative mechanisms out with another placebo—a second army of combatants—drawing on another historical coincidence related to military events in the American Revolutionary War. The only proper battle in which Rochambeau's combatants participated was the Siege of Yorktown.³⁹ For this battle, Rochambeau's combatants received significant reinforcements from a second French army—three full regiments of line infantry, about 3,000 men in total. These troops were transported directly from the French Caribbean colonies by the fleet of Admiral Comte de Grasse.⁴⁰ The second army landed on September 2 and effected a junction with the Americans under Lafayette a few days later (Scott, 1998, 60). When the siege began on September 28, the second army participated next to Rochambeau's and Washington's troops in the siege works and fierce fighting against the British. Shortly after the British under Gen Cornwallis surrendered, the second army re-embarked on de Grasse's fleet, which transported the troops back to the Caribbean colonies. Thus, while spending about two months on American soil in Virginia and being in contact with the American Army, the combatants of the second army (de Grasse combatants) never experienced New England's distinctively more liberal and equal society. Instead, they were exposed to the Southern U.S. and French colonial societies where slave-holding and large-scale landholding were common (e. g. Engerman and Sokoloff, 1994; Acemoglu et al., 2001).

De Grasse's combatants appear well-suited as a placebo group to account for the effect of alternative mechanisms, as they gained in many aspects a similar experience as Rochambeau's combatants—except for not experiencing New England. Both groups were considered heroes of the American Revolutionary War back in France and thus enjoyed social prestige. Both groups had shown bravery during the Siege of Yorktown, acquiring battle experience and tasting violence. In fact, the *Gatinais* regiment of de Grasse earned recognition for the storming of a British redoubt—as documented in table A.3, it saw far larger casualties compared to the other regiments⁴¹—and was subsequently promoted to the status of a royal regiment. Both groups spent many months on ships while sailing to and from the Americas. Two regiments of Rochambeau's combatants also saw the colonies when sailing home via the Caribbean. Finally, all regiments returned home to France between April and September 1783 (see Table A.3).

Figure 1c depicts the spatial variation in de Grasse combatants across départements. Again, their origins are similar but not too similar to the origins of Rochambeau combatants, allowing us

English armies shared a comparable social background, a cosmopolitan culture, and the same professional values. Consequently, the French officers socialized with, entertained, and even loaned funds to their unfortunate brothers in arms from Cornwallis's forces." (In fact, Rochambeau loaned to Cornwallis.)

³⁹Besides this Siege, there were less than a handful of skirmishes while the army was on campaign, and these skirmishes were fought by Lauzun's Legion, whose combatants are not part of our sample.

⁴⁰After disembarking the troops, Admiral de Grasse engaged the British navy at the Battle of the Chesapeake (September 5, 1781), cutting them off from reinforcement and preventing evacuation.

⁴¹The *Touraine* regiment of de Grasse also saw elated casualty rates. According to (Susane, 1876), the *Deux-Ponts* regiment of Rochambeau (which is not part of our sample) also earned distinction at Yorktown and was promoted to royal regiment, but we do not observe higher casualty rates.

to empirically distinguish their impact.⁴²

Considering balance on observables, Figure 6 shows that de Grasse combatants' origins are similarly selected as both Rochambeau's combatants and the not-sailed combatants. In fact, for the département characteristics that previously appeared unbalanced, de Grasse combatants lie in the middle such that confidence intervals overlap with both Rochambeau and not sailed combatants.

7.3. Empirical Specification and Results

We further amend the empirical specification presented in equation (3) by including the log number of combatants from de Grasse's army hailing from each département:

$$y_i = \beta_1 \ln \text{Rochambeau}_i + \beta_2 \ln \text{NotSailed}_i + \beta_3 \ln \text{DeGrasse}_i + \gamma X + \varepsilon_i \quad (4)$$

Table 4 presents results across all outcomes, and Figure 7 illustrates the results for the first outcome, anti-feudal revolts. As before, the table follows the structure of the earlier tables 1 and 3 but now also includes the log number of combatants who served under Admiral de Grasse. For all four outcomes considered, we fail to document a significant or sizable association between combatants gaining only combat experience in the United States against the British monarchy and support for the French Revolution. The coefficients are essentially zero for anti-feudal revolts, political societies, and old elite emigrants. The coefficient for volunteer battalions is positive but insignificant, with a standardized beta of less than one-third of Rochambeau combatants. Partial R^2 for de Grasse combatants is close to zero everywhere. In striking contrast, the coefficients and corresponding partial R^2 for Rochambeau's combatants remain barely affected by the inclusion of de Grasse's combatants. The F-tests of the coefficients' equivalence continue to strongly reject that de Grasse's combatants had a comparable bearing as those under Rochambeau on anti-feudal revolts and elite emigrants and weakly reject it for the other two outcomes, political societies (where coefficients on de Grasse combatants are not precisely estimated) and volunteer battalions (where de Grasse combatants have a mildly positive coefficient).⁴³

This finding strongly suggests that what mattered in bringing the Revolution home was not mere combat experience gained in this conflict, (successfully) fighting against a monarchy, or exposure to a foreign country more generally. Instead, it was the veterans' exposure to the United States, likely the particular and prolonged experience in New England, that affected Rochambeau's soldiers to instigate anti-feudal revolts, found local revolutionary societies, and induce others to volunteer for the Revolutionary Army to ensure that feudalism and monarchy were not to set foot again in France.

The findings in this section provide corroborative evidence against the selection of regiments to fight in the American Revolutionary War. One might be tempted to assess that the not sailed regiment was left behind for reasons related to inherent characteristics of its leadership or of the soldiers it comprised, which would render them less convinced and effective participants in this conflict. The same argument naturally does not hold for de Grasse's regiments as it was selected to fight, rendering such a concern immaterial beyond its historical implausibility.

⁴²The bivariate correlation of log de Grasse combatants with log Rochambeau combatants is $\rho = 0.52$ and with log not-sailed combatants $\rho = 0.47$.

⁴³Appendix B.3 shows that only Rochambeau's soldiers drive the spike in anti-feudal conflicts in 1789 in the event study, with no such effect present for the placebo soldiers from De Grasse regiments or the not-sailed Neustrie regiment. Appendix B.2 documents that there is similarly no effect of the De Grasse soldiers on anti-feudal revolts, early political societies, or volunteer battalions across the 300 arrondissements.

8. Transmission

Previously, we established that French veterans who were stationed in New England during their deployment to the United States in the American Revolutionary War fueled support for the French Revolution in their places of origin. Here, we provide suggestive evidence to understand better how this happened. Specifically, we (1) show that soldiers drive most of the effects, but officers also explain some; (2) document heterogeneity to understand the interaction with triggers—the political and the subsistence crises—and other means of idea access; (3) show that results are entirely driven by soldiers who returned to France, particularly those discharged from the military before the French Revolution; (4) trace how the revolution spilled over within and between departments; (5) argue that leadership effects have limited explanatory power; and (6) discuss existing and present novel individual-level evidence on American combatants as revolutionaries.

8.1. The Differential Effect of Soldiers and Officers

Distinguishing soldiers from officers allows disentangling the mechanisms further. The distinction is guided by historiography. McDonald (1951) argued that peasant veterans were responsible for widespread anti-feudal revolts in 1789, while Osman (2015) focused on the leadership role of French officers in building a citizen army, taking the American militia as a model. As noted in the historical background, soldiers and officers belonged to different social classes. Thus, they may have had different experiences in the United States and may have contributed to different outcomes in the French Revolution.

In line with the class distinctions, we consider as officers only *commissioned* officers. In the French army of the Ancien Regime, these positions were reserved for members of the nobility and available for purchase. Commoners could only enlist as soldiers and, apart from very limited exceptions, at best be promoted to lower-ranking *non-commissioned* officers (Wrong, 1976), which is why we group those with soldiers. Unfortunately, we do not observe the occupational background of American combatants. Extrapolating from occupation data for other soldiers, both agricultural and urban backgrounds were represented.⁴⁴

Analogously to the baseline, we estimate département-level regressions

$$y_i = \delta_1 \ln \text{Rochambeau officers}_i + \delta_2 \ln \text{Rochambeau soldiers}_i + \beta_1 \ln \text{NotSailed}_i + \beta_2 \ln \text{de Grasse officers}_i + \beta_3 \ln \text{de Grasse soldiers}_i + \gamma X_i + \varepsilon_i \quad (5)$$

where we include variables for the log number of soldiers and officers under Rochambeau and under de Grasse, the two armies who have fought at Yorktown.⁴⁵

Table 5 presents the results.⁴⁶ Most of the effect of Rochambeau combatants on anti-feudal

⁴⁴The dataset by Komlos, Hau, and Bourguinat (2003) provides for about 8000 soldiers the occupation of either the soldier himself or his father. After subtracting soldiers' occupations that are military ranks, we find that 2140 in 6880 occupations (31%) are agrarian: *laboueurs*, i. e. peasants who own some property which they work themselves; gardeners; vintners; *manouviers* and *journaliers*, agricultural workers. This estimate will be a lower bound if soldiers with military backgrounds were disproportionately from agricultural backgrounds in previous generations. However, we also observe a wide range (and a large number) of urban occupations like artisans, shopkeepers, merchants, and urban day workers.

⁴⁵The department-level variation in these variables is sufficiently distinct to distinguish their effects empirically, with bivariate $\rho < 0.55$. Not-sailed combatants include only soldiers.

⁴⁶The reported results are robust to estimating equation 5 as Poisson regression, and to excluding non-

revolts, political societies, and elite emigration is due to Rochambeau soldiers. The magnitude of the coefficients is similar to before, and the point estimates are significantly different at $p < 0.05$ from the negative point estimates of de Grasse soldiers for anti-feudal revolts and elite emigration, where those and at $p < 0.15$ from the zero (but imprecise) point estimate of de Grasse soldiers for political societies. Rochambeau soldiers are also significantly positively associated with volunteer battalions, but here the point estimate is not statistically different from that of de Grasse soldiers. Turning to officers, both Rochambeau and de Grasse officers are positively but insignificantly associated with anti-feudal revolts and political societies. On National Volunteers, however, only Rochambeau officers had an impact, with a significant and sizable point estimate that is different at $p = 0.15$ from the imprecise zero coefficient on de Grasse officers. Notably, the signs on elite emigrants are reversed, suggesting that Rochambeau officers may have induced less emigration than de Grasse officers, possibly by persuading others to stay faithful to the Revolution for longer.

The finding provides additional evidence against organizational skills as an alternative mechanism. The previous results may have been due to an interaction of organizational skills with the experience of different institutions. Since officers should have more of these skills due to their leadership role in the military, we would expect to find even larger results when zooming in on officers. However, as Table 5 shows, the opposite is the case: soldiers drive most of the outcomes. Officers' leadership and recruiting skills may have enabled them to effectively mobilize volunteers, but the results are equally consistent with the notion that officers were effective because of their social prestige. For other outcomes, organizational skills do not appear necessary.

8.2. Heterogeneity

To understand which local factors mediated the effect of Rochambeau's combatants on support for the French Revolution, we focus on anti-feudal revolts and early political societies and estimate an enriched model that includes indicators for whether *département* characteristic C_i is above the nationwide median \tilde{C} and an interaction of it with the main independent variable:

$$y_i = \eta_1 \ln \text{Rochambeau}_i + \eta_2 \ln \text{Rochambeau}_i \times \mathbb{1}(C_i > \tilde{C}) + \eta_3 \mathbb{1}(C_i > \tilde{C}) + \gamma X_i + \varepsilon_i \quad (6)$$

Table 6 columns 1 and 2 show that the effects depend on the relative power of aristocracy versus monarchy. Specifically, the effect of Rochambeau's soldiers is particularly pronounced in the 13 *départements* with *parlements* where the power of the nobility was particularly strong (column 1). Conversely, the effect of Rochambeau's soldiers tends to be weaker in *départements* with comparatively more royal tax offices (column 2).⁴⁷ This finding is consistent with the assessment by historians that revolutionary action targeted feudal rights and other privileges of the nobility but not the monarchy itself, holding a generally favorable opinion of the king whom they considered to be supportive of reform but constrained by opposition from the nobility (Lefebvre, 1939; Doyle, 1999; Markoff, 1996a).

Considering the triggers of the subsistence crisis in columns 3 and 4, the effects on anti-feudal revolts are weakly larger in regions with larger weather shocks. In contrast, there is no evidence of an interaction for the outcome of political societies. The finding is consistent with the subsistence crisis being one trigger of the revolution, but not the only one.

commissioned officers from soldiers. (Results available upon request.)

⁴⁷In these places, the royal administration had seized more power from the local nobility during the seventeenth century (de Tocqueville, 1856).

We find no evidence that the prevalence of local enlightenment ideals mediates the effect of Rochambeau’s combatants. In column 5, we consider subscribers (readers) of the *Encyclopédie* (Squicciarini and Vogtländer, 2015) as heterogeneity characteristic but the effect of Rochambeau’s soldiers is not significantly different in départements below versus above the median of subscribers. The finding is consistent with Scott’s (1997) assessment that what impressed the combatants was not abstract, philosophical ideas about political and economic institutions but rather the experience of a society practicing such institutions.

Finally, we document in columns 6 and 7 that the effects of Rochambeau’s combatants tend to be more pronounced in remote départements. Approximating access to ideas by the number of markets and fairs and by the number of post houses, we find that direct personal exposure to the United States tends to matter more in places with worse access to ideas. However, we should caution that the number of markets, fairs, and post houses could also reflect economic backwardness. Combatants from such regions may have been particularly impressed by witnessing the prosperity of a different society without feudal privileges.

8.3. Returning and Discharged Soldiers drive the Baseline

Additional exercises suggest that the previous results are driven by the soldiers of Rochambeau’s army who returned home. In our baseline specification, we considered the combatants of each army that were sent to the United States (or intended to be sent). This allowed a clean intention-to-treat interpretation of our result. In Appendix B.4, we document that our baseline effect is driven by Rochambeau combatants who returned to France and were discharged from the military before the Revolution. Table A.6 shows that our results are stronger when we only consider the combatants of Rochambeau that returned. Table A.7 documents—for one regiment for which we have information on which combatants were discharged or retired from the military until 1786—that it is combatants who were discharged from the military and likely returned to their homelands driving the baseline result. Finally, Table A.8 shows that results are not driven by the departments where Rochambeau’s regiments were stationed on the eve of the Revolution.

8.4. Spatial Spillovers

We show that there are sizeable spillovers between more disaggregated regions and provide evidence that aggregation to départements can capture some of these spillovers. Table 7 presents results at the arrondissement level, including the number of combatants in all contiguous arrondissements as additional variables. As is evident from columns 1 to 3, Rochambeau combatants in neighboring arrondissements have strongly significant effects on all three outcomes—anti-feudal revolts, political societies, and volunteer companies. The effects also remain significant when clustering standard errors spatially. The magnitude of these spillovers is at least as large as the effect of Rochambeau combatants in the arrondissement itself. Rationalizing the results with what likely occurred on the ground is straightforward, albeit direct evidence for any of these mechanisms is difficult to come by. Rochambeau’s soldiers might have affected these regions neighboring their origin regions by relocating there or traveling before 1789. Alternatively, in and after 1789, a successful revolt or foundation of an association might inspire others in neighboring regions to do so as well. In Appendix B.5, we show that for two of these outcomes, the spillovers across arrondissements take place mostly within the same department. Thus, départements appear as the preferable unit of analysis for capturing the full effect of American combatants on the

8.5. Leadership effects

An alternative explanation holds that the American combatants may have primarily acted upon the guidance or request of their former military commander, analogously to recent studies (Bai, Jia, and Yang, 2022; Cagé, Dagorret, Grosjean, and Jha, 2023). This alternative explanation would already grant that the experience of different ideas and institutions in the United States shifted Rochambeau's attitudes toward liberty and equality. Like other officers and generals, he was *not* a proponent of those American ideals before his deployment to New England. Further, note that such a mechanism is implausible *a priori* for the outcome of anti-feudal revolts as they directly attacked the social class Rochambeau belonged. For the other outcomes, such mechanism may have been present to some degree, but the historical setting and anecdotal evidence indicate that it is unlikely a main explanation. Instead, we conclude that if officers and soldiers were acting in unison during the Revolution, it was not because of leadership effects but because their political attitudes were aligned—which plausibly resulted from their common experience of American revolutionary ideas and institutions.

To begin with, Rochambeau neither became a politician nor had media or personal network to rally supporters outside the army. Indeed, he supported the abolition of feudal privileges and the transformation of France into a constitutional monarchy, staying loyal to king and constitutional government up to his retirement in 1792. Yet, even if Rochambeau had become a politician, he would not have had media available for communicating his opinions widely to former officers and soldiers. Newspapers were still in their infancy in France, and the radio was not yet invented for another century.

Moreover, while General Rochambeau did approve of political change, he clearly disapproved of disobedience and violence as a means of achieving it. In fact, during the 'hot summer' of 1789, General Rochambeau was tasked with policing the widespread unrest with military force in Alsace (Luce de Lancival, 1809, 349–62). If the loyalty mechanism were present, it should work against us and predict *less* anti-feudal revolts. Consistent with this logic, including the Alsace in our sample reduces the point estimate of Rochambeau combatants on anti-feudal revolts (Table A.12).

Finally, focal episodes of (dis-)obedience suggest that soldiers' loyalty to their officers and generals was conditional on the superiors supporting the revolution. During the military buildup around Paris in June–July 1789, soldiers from Rochambeau's *Bourbonnais* and *Saintogne* regiments were disproportionately less likely to desert than soldiers from other regiments (Scott, 1998, 136). This is no surprise considering that *Saintogne*'s colonel⁴⁸ was one of a handful of liberal noble deputies who supported the Revolution in the General Estates. Unlike other soldiers, Rochambeau's soldiers knew that their officers would not lead them to quell the revolution. This episode contrasts strikingly with the mass desertion of soldiers from Rochambeau's *Soissonais* regiment in 1791 on the mere rumor that their lieutenant-colonel—who did *not* serve under Rochambeau in America—would work for the counter-revolution (Susane, 1876, Vol 4, 15).⁴⁹

⁴⁸Serving in America under Rochambeau from January 1782, Prince de Broglie spent several months in some of the most liberal places in the U.S., including Philadelphia and New England.

⁴⁹In a similarly noteworthy episode of disobedience, the soldiers of de Grasse's Tourain regiment rebelled openly against the colonel Vicomte de Mirabeau—André Boniface, counter-revolutionary brother of the well-known revolutionary Honoré Gabriel, Marquis de Mirabeau—and several officers who showed a strongly counter-revolutionary attitude. The soldiers prevailed, and Vicomte de Mirabeau was forced to resign (Susane, 1876, Vol 3, 381-2).

8.6. Individual-level Evidence

We draw on existing and present novel individual-level evidence to illustrate how the American experience made French soldiers and officers revolutionaries.

Officers Table A.15 documents the political affiliations of eleven officers from the American campaign who were elected deputies for the nobility to the General Estates. As the deliberations and voting in the General Estates are well documented, it is easy to discern their political affiliation as liberal (in favor of revolution) or royalist (against the revolution). We find that five of seven officers–deputies who served under Rochambeau were liberals and only one a royalist. Likewise, the one officer–deputy who served under George Washington–Lafayette—was a liberal. These men were among a small group of deputies for the nobility who defected from their own group, breaking the traditional order by sitting together with the Third Estate or voting for the abolition of feudalism on the night of August 4th.⁵⁰ In contrast, two of the three officers–deputies who served under de Grasse were royalists and opposed to the revolution, and none a liberal.⁵¹

While the previous evidence was known to historians (e. g. Tackett, 1986), we uncovered additional novel evidence that officers serving under Rochambeau became involved in the Revolution by joining the Jacobin Club of Paris (Table 8). The *Société des Amis de la Constitution* of Paris, informally known as Jacobin Club of Paris, was a key organization in propelling and steering the French Revolution. We manually identified officers from the American campaign among the 1100 members listed in December 1790.⁵² As Table 8 shows, 10% of the 241 officers serving under Rochambeau (and thus experiencing U.S. and New England firsthand) became members of the Jacobin Club of Paris in Dec 1790. In contrast, only 4.8% of the 208 officers serving under de Grasse (and thus not experiencing New England firsthand) became members of this revolutionary society.

Soldiers The source situation on soldiers is generally poor, and only a few anecdotes on soldiers’ acts of revolution are known. For example, one soldier who served under Rochambeau “risked his life” in the Storming of the Bastille and helped the Parisian crowds capture the “fortress-prison-armory” in his capacity as cannoneer (Scott, 1998, 137).⁵³ Also, more than a dozen former soldiers under Rochambeau enlisted in the Parisian National Guards at a time when the decision represented a clear commitment to the cause of the Revolution (Scott, 1998, 137). In another striking episode already alluded to in section 8.5, a group of soldiers from *Soissonais* deserted upon rumors that their lieutenant colonel would collaborate with the counter-revolution. As it turned out, the 89 deserting soldiers formed the nucleus of an army of revolutionaries in the département Vaucluse, led by no other than the infamous Mathieu Jouve Jourdan, also known as “Jourdan head cutter” (Susane, 1876, Vol 4, 15).

Beyond these scattered anecdotes, however, it appears that those who became revolutionaries

⁵⁰For example, Vicomte de Noailles, who served under Rochambeau as colonel-in-second in *Soissonais*, initiated the revolutionary Night of August 4 during which nobles voluntarily renounced their feudal rights.

⁵¹One of them, the Vicomte de Mirabeau, sat on the “extreme right” and, unlike his brother, was a famous counter-revolutionary (Bodinier, 1983, 406).

⁵²Membership is based on the list printed in Paris, December 21, 1790, on behalf of the *Société des Amis de la Constitution*. (Scans are accessible via Google Books and HathiTrust.) According to our knowledge, this is the earliest extant and complete membership list. We linked officers primarily by surname, adjusting for spelling differences and retaining only unambiguous matches. In 1790, “passive citizens” below the wealth threshold were excluded from membership. This effectively excluded the vast majority of regular soldiers from membership.

⁵³ The participants were later commemorated as *Vainqueurs de la Bastille* but the retrospective lists are studded with mistakes, not least due to the absence of orthographic rules. The modal conqueror was a carpenter living in the neighboring Paris faubourg. The non-Paris, non-carpenter conquerors notably also comprise two foreigners who had participated in the Geneva Revolution of 1782 (Godechot, 1970).

are lost to history. Especially considering the veterans who returned home after being discharged or retired from service, it appears a Herculean challenge to document systematic individual-level evidence for their involvement in the revolution of 1789. The absence of “lists of participants” is especially salient for the outcome of anti-feudal revolts, which were among the first instances of revolutionary insurrection of common people across the country. Neither were these revolts in any systematic way policed nor would the participants voluntarily draw up such lists for fear of retribution.⁵⁴ Nevertheless, the sum of empirical evidence provided in this paper strongly implies that these veteran soldiers did have an important impact on the course of the French Revolution. Whereas the lack of historical sources inhibits the historical method, this paper’s empirical method is capable of uncovering their influence.

9. Conclusion

Why do people support the struggle to improve institutions during a revolution? This paper focuses on the French Revolution, arguably one of history’s most important instances of institutional change. Considering a French army that was deployed to North America to support the fight for independence from Britain, we show that the exposure of these individuals to different institutions in the U.S. shaped institutional change in France. Specifically, we document a significant, sizable, and robust positive association between the number of French combatants born in a region and various proxies of support for the French Revolution. Exploiting two historical coincidences, we furthermore establish that neither selection nor alternative interpretations like combat experience can account for this result. Instead, it was likely the prolonged exposure to political liberty and more equal, non-feudal economic institutions that turned the veterans into supporters of the Revolution when the opportunity for change arose.

These findings speak to the importance of individuals in driving institutional change. Individual-level contact and exposure might underlie the empirical pattern that institutional change proceeds in regional waves (Markoff, 1996b; Acemoglu et al., 2019), resulting in regional clusters of good governance and economic development (Besley and Persson, 2014). Crucially, our findings show that even individuals who have not entered the history books can drive institutional change—and thus influence the course of history.

The American experience of French officers and soldiers was surely not the only source of support for the Revolution. Nevertheless, several of the very specific acts of revolution studied in this paper have a clear precedence in the North American society which the veterans experienced less than ten years earlier. Likewise, the American experience is not a single cause. The heterogeneity results suggest it may have interacted with revolutionary triggers creating a window of opportunity, in particular the political–fiscal and subsistence crises of 1787 and 1788.

It is hard to know what course the French Revolution would have taken absent Rochambeau combatants, but several indicators point to the American experience as potentially being decisive in the early stages. Note that it did not necessarily require a large number of combatants, since even a few people can be decisive (Acemoglu and Jackson, 2015; Dippel and Heblich, 2021). In our case, a small group of liberal officers defected their own coalition, the nobility, to join the Third Estate, shifting the political equilibrium in the General Estates in favor of revolution (cf.

⁵⁴If one views the Storming of the Bastille as an anti-feudal revolt, it was the exception to the rule. This single event was (and still is) commemorated by a holiday on July 14th, and by awarding medals of honor to the *Vainqueurs de la Bastille* (see also footnote 53).

Acemoglu, Egorov, and Sonin, 2008, in a general context). Carrying high prestige due to their related social status and recognition as heroes from the American War, these noble officers lent legitimacy to new forms of political sociability like the Jacobin Club of Paris and the call-to-arms for National Volunteers. Without that support, it is conceivable that the civil war in the *Vendée*—a region that strikingly scores among the lowest on Rochambeau combatants in our sample—could have torn apart the country, or that the attack by foreign monarchies starting in 1792 could have crushed the revolution, thereby unraveling the precocious gains of better institutions.

References

- ACEMOGLU, D., N. AJZENMAN, C. G. AKSOY, M. FISZBEIN, AND C. A. MOLINA (2024): “(Successful) Democracies Breed Their Own Support,” *Review of Economic Studies*.
- ACEMOGLU, D., D. CANTONI, S. JOHNSON, AND J. A. ROBINSON (2011): “The Consequences of Radical Reform: The French Revolution,” *American Economic Review*, 101, 3286–3307.
- ACEMOGLU, D., G. EGOROV, AND K. SONIN (2008): “Coalition Formation in Non-Democracies,” *The Review of Economic Studies*, 75, 987–1009.
- ACEMOGLU, D. AND M. O. JACKSON (2015): “History, Expectations, and Leadership in the Evolution of Social Norms,” *The Review of Economic Studies*, 82, 423–456.
- ACEMOGLU, D., S. JOHNSON, AND J. A. ROBINSON (2001): “The Colonial Origins of Comparative Development: An Empirical Investigation,” *American Economic Review*, 91, 1369–1401.
- (2005): “The Rise of Europe: Atlantic Trade, Institutional Change, and Economic Growth,” *American Economic Review*, 95, 546–579.
- ACEMOGLU, D., S. NAIDU, P. RESTREPO, AND J. A. ROBINSON (2019): “Democracy Does Cause Growth,” *Journal of Political Economy*, 127, 47–100.
- ACEMOGLU, D. AND J. A. ROBINSON (2000): “Why Did the West Extend the Franchise? Democracy, Inequality and Growth in Historical Perspective,” *Quarterly Journal of Economics*, 115, 1167–1199.
- (2012): *Why Nations Fail*, Crown Publishing Group.
- AIDT, T. S. AND R. FRANCK (2015): “Democratization under the Threat of Revolution: Evidence from the Great Reform Act of 1832,” *Econometrica*, 83, 505–547.
- ASH, E., D. L. CHEN, AND S. NAIDU (2022): “Ideas Have Consequences: The Impact of Law and Economics on American Justice,” NBER Working Paper 29788, National Bureau of Economic Research.
- BAI, Y., R. JIA, AND J. YANG (2022): “Web of Power: How Elite Networks Shaped War and Politics in China,” *Quarterly Journal of Economics*, 138, 1067–1108.
- BAILYN, B. (2005): *Atlantic History: Concept and Contours*, Cambridge, Mass: Harvard University Press.
- BARSBAI, T., H. RAPOPORT, A. STEINMAYR, AND C. TREBESCH (2017): “The Effect of Labor Migration on the Diffusion of Democracy: Evidence from a Former Soviet Republic,” *American Economic Journal: Applied Economics*, 9, 36–69.
- BAZZI, S., A. FERRARA, M. FISZBEIN, T. PEARSON, AND P. A. TESTA (2023a): “The Other Great Migration: Southern Whites and the New Right,” *The Quarterly Journal of Economics*, 138, 1577–1647.
- BAZZI, S., A. FERRARA, M. FISZBEIN, T. P. PEARSON, AND P. A. TESTA (2023b): “The Confederate Diaspora,” NBER Working Paper, National Bureau of Economic Research.
- BEACH, B. AND W. W. HANLON (2022): “Culture and the Historical Fertility Transition,” *Review of Economic Studies*, forthcoming.
- BERTAUD, J.-P., D. REICHEL, AND J. BERTRAND (1989): *L’armée et La Guerre*, vol. 3 of *Atlas de La Révolution Française*, Ed. by S. Bonin and C. Langlois, Paris: Éditions de l’EHESS.
- BESLEY, T. AND T. PERSSON (2014): “The Causes and Consequences of Development Clusters: State Capacity,

- Peace, and Income,” *Annual Review of Economics*, Vol 3, 6, 927–949.
- BLANC, G. (2022): “The Cultural Origins of the Demographic Transition in France,” Mimeo.
- BODINIER, GILBERT. (1983): *Dictionnaire des officiers de l’Armée royale qui ont combattu aux Etats-Unis pendant la guerre d’Indépendance, 1776-1783*, Vincennes: Ministère de la Defense.
- BOIS, J.-P. (1981): “Les anciens soldats de 1715 à 1815. Problèmes et méthodes,” *Revue Historique*, 265, 81–102.
- BRÜCKNER, M. AND A. CICCONE (2011): “Rain and the Democratic Window of Opportunity,” *Econometrica*, 79, 923–947.
- BUCHHEIM, L. AND R. ULBRICHT (2020): “A Quantitative Theory of Political Transitions,” *The Review of Economic Studies*, 87, 1726–1756.
- BUERA, F. J., A. MONGE-NARANJO, AND G. E. PRIMICERI (2011): “Learning the Wealth of Nations,” *Econometrica*, 79, 1–45.
- CAGÉ, J., A. DAGORRET, P. GROSJEAN, AND S. JHA (2023): “Heroes and Villains: The Effects of Combat Heroism on Autocratic Values and Nazi Collaboration in France,” *American Economic Review*.
- CAMPANTE, F. AND D. YANAGIZAWA-DROTT (2015): “The Intergenerational Transmission of War,” NBER WP, National Bureau of Economic Research.
- CAMPBELL, P. (2013): “Rethinking the Origins of the French Revolution,” in *A Companion to the French Revolution*, Malden, MA; Oxford; Chichester: Wiley-Blackwell, Ed. by P. McPhee, 3–23.
- CHAMBRU, C. (2019): “Do the Right Thing! Leaders, Weather Shocks and Social Conflicts in Pre-Industrial France,” EHES Working Paper 161.
- CHAMBRU, C., E. HENRY, AND B. MARX (2021): “The Dynamic Consequences of State-Building: Evidence from the French Revolution,” CEPR Discussion Paper 16815, Centre for Economic Policy Research.
- CHAMBRU, C. AND P. MANEUVRIER-HERVIEU (2022): “Introducing HiSCoD: A New Gateway for the Study of Historical Social Conflict,” Dept of Economics Working Paper 407, University of Zurich.
- CLINGINGSMITH, D., A. I. KHWAJA, AND M. KREMER (2009): “Estimating the Impact of the Hajj: Religion and Tolerance in Islam’s Global Gathering,” *Quarterly Journal of Economics*, 124, 1133–1170.
- DARNTON, R. (1996): *The Forbidden Best-Sellers of Pre-Revolutionary France*, WW Norton & Company.
- DAWSON, W. (1936): “Les 2112 Français Morts Aux États-Unis de 1777 a 1783 En Combattant Pour l’indépendance Américaine,” *Journal de la Société des américanistes*, 28, 1–154.
- DE TOCQUEVILLE, A. (1856): *The Ancien Régime and the French Revolution*, Transl. by G. Bevan, London: Penguin, 2008 ed.
- DESMARAIS, N. (2021): “‘Gazette Française,’ the French Gazette in Newport, Rhode Island,” *Journal of the American Revolution*, publ. online, June 26.
- DIPPEL, C. AND S. HEBLICH (2021): “Leadership and Social Movements: The Forty-Eighters in the Civil War,” *American Economic Review*, 111, 1–35.
- DOCQUIER, F., E. LODIGIANI, H. RAPOPORT, AND M. SCHIFF (2016): “Emigration and Democracy,” *Journal of Development Economics*, 120, 209–223.
- DOYLE, W. (1999): *Origins of the French Revolution*, Oxford; New York: Oxford University Press, 3 ed.
- ECHVERRIA, D. (1957): *Mirage in the West: A History of the French Image of American Society to 1815*, Princeton, NJ: Princeton University Press.
- ENGERMAN, S. L. AND K. L. SOKOLOFF (1994): “Factor Endowments: Institutions, and Differential Paths of Growth among New World Economies,” Working Paper 66, National Bureau of Economic Research.
- FERLING, J. (2021): *Winning Independence: The Decisive Years of the Revolutionary War, 1778–1781*, New York: Bloomsbury Publishing.
- FINLEY, T., R. FRANCK, AND N. D. JOHNSON (2021): “The Effects of Land Redistribution: Evidence from the French Revolution,” *The Journal of Law and Economics*, 64, 233–267.
- FRANCK, R. AND S. MICHALOPOULOS (2017): “Emigration during the French Revolution: Consequences in the Short and Longue Durée,” NBER Working Paper 23936, National Bureau of Economic Research.

- FURET, F. (1978): "De l'homme Sauvage à l'homme Historique: L'expérience Américaine Dans La Culture Française," in *Annales. Histoire, Sciences Sociales*, Cambridge University Press, vol. 33, 729–739.
- (1981): *Interpreting the French Revolution*, Transl. by E. Forster, Cambridge: Cambridge University Press.
- GAY, V., P. GOBBI, AND M. GOÑI (2023a): "The Atlas of Local Jurisdictions of Ancien Régime France," CEPR Discussion Papers DP18608.
- (2023b): "Revolutionary Transition: Inheritance Change and Fertility Decline," CEPR Discussion Paper DP18607.
- GEGGUS, D. P. (2000): "The Effects of the American Revolution on France and Its Empire," in *A Companion to the American Revolution*, Malden, MA, and Oxford: Blackwell, Ed. by J. P. Greene and J. R. Pole, 523–530.
- GIORCELLI, M. AND P. MOSER (2020): "Copyrights and Creativity: Evidence from Italian Opera in the Napoleonic Age," *Journal of Political Economy*, 128, 4163–4210.
- GIULIANO, P. AND M. TABELLINI (2020): "The Seeds of Ideology: Historical Immigration and Political Preferences in the United States," NBER Working Paper 27238, National Bureau of Economic Research.
- GODECHOT, J. (1956): "Les Combattants de la guerre d'indépendance aux États-Unis et les troubles agraires en France, de 1789 à 1792," *Annales historiques de la Révolution française*, 28, 292–294.
- (1965): *France and the Atlantic Revolution of the Eighteenth Century, 1770-1799*, Transl. by H. H. Rowen, New York: The Free Press.
- (1979): "Comment on Scott, 'The Soldiers of Rochambeau's Expeditionary Corps: From the American Revolution to the French Revolution'," in *La Révolution Américaine et l'Europe*, Paris: CNRS.
- GODECHOT, J. L. (1970): *The Taking of the Bastille, July 14th 1789*, London: Faber.
- GOTTSCHALK, L. R. (1950): *Lafayette between the American and the French Revolution (1783-1789)*, Chicago: University of Chicago Press.
- HYSLOP, B. F. (1960): "The American Press and the French Revolution of 1789," *Proceedings of the American Philosophical Society*, 104, 54–85.
- ISRAEL, J. (2014): *Revolutionary Ideas: An Intellectual History of the French Revolution from The Rights of Man to Robespierre*, Oxford & Princeton: Princeton University Press.
- (2017): *The Expanding Blaze: How the American Revolution Ignited the World, 1775-1848*, Princeton, NJ: Princeton University Press.
- JHA, S. AND S. WILKINSON (2012): "Does Combat Experience Foster Organizational Skill? Evidence from Ethnic Cleansing during the Partition of South Asia," *American Political Science Review*, 106, 883–907.
- (2023): "Revolutionary Contagion," Stanford GSB Research Paper 4084.
- JONES, T. C. (2012): "'Displaying the Ensigns of Harmony': The French Army in Newport, Rhode Island, 1780–1781," *The New England Quarterly*, 85, 430–467.
- KOMLOS, J., M. HAU, AND N. BOURGUINAT (2003): "An Anthropometric History of Early-Modern France," *European Review of Economic History*, 7, 159–189.
- LEFEBVRE, G. (1932): *The Great Fear of 1789: Rural Panic in Revolutionary France*, Transl. by J. White, Princeton, NJ: Princeton University Press, 1973 ed.
- (1939): *The Coming of the French Revolution*, Transl. by R. R. Palmer, Princeton, NJ: Princeton University Press, 1947 ed.
- LIZZERI, A. AND N. PERSICO (2004): "Why Did the Elite Extend the Suffrage? Democracy and the Scope of Government with an Application to Britain's 'Age of Reform'," *Quarterly Journal of Economics*, 119, 707–765.
- LUCE DE LANCIVAL, J.-C. J. (1809): *Mémoires Militaires, Historiques et Politiques de Rochambeau*, Paris: Fain.
- MARKOFF, J. (1996a): *The Abolition of Feudalism: Peasants, Lords, and Legislators in the French Revolution*, University Park, PA: Pennsylvania State University Press.
- (1996b): *Waves of Democracy: Social Movements and Political Change*, Sage Publications, California:

- Pine Forge Press.
- MAY, H. F. (1976): *The Enlightenment in America*, Oxford University Press.
- MCDONALD, F. (1951): "The Relation of the French Peasant Veterans of the American Revolution to the Fall of Feudalism in France, 1789-1792," *Agricultural History*, 25, 151–161.
- MERLANT, J. (1920): *Soldiers and Sailors of France in the American War for Independence (1776–1783)*, Transl. by M. B. Coleman, New York: Charles Scribner's Sons.
- MINISTÈRE DES AFFAIRES ÉTRANGÈRES (1903): *Les Combattants Français de La Guerre Américaine*, Paris: Ancienne Maison Quantin.
- NORTH, D. C. (1990): *Institutions, Institutional Change and Economic Performance*, Cambridge, UK: Cambridge University Press.
- OCHSNER, C. AND F. ROESEL (2020): "Migrating Extremists," *The Economic Journal*, 130, 1135–1172.
- OSMAN, J. (2015): *Citizen Soldiers and the Key to the Bastille*, New York, NY: Palgrave Macmillan.
- OTTINGER, S. AND L. ROSENBERGER (2023): "The American Origin of the French Revolution," IZA Discussion Paper 15974.
- PALMER, R. R. (1959): *Age of the Democratic Revolution: A Political History of Europe and America, 1760-1800*, vol. 1: The Challenge, Princeton, NJ: Princeton University Press.
- (1970): *Age of the Democratic Revolution: A Political History of Europe and America, 1760-1800*, vol. 2: The Struggle, Princeton, NJ: Princeton University Press.
- ROLAND, G. (2004): "Understanding Institutional Change: Fast-Moving and Slow-Moving Institutions," *Studies in Comparative International Development*, 38, 109–131.
- ROSENBERGER, L. (2023): "Enlightenment, Industrial Revolution, and the Knowledge Economy," Ph.D. thesis, University of Munich.
- SCOTT, S. F. (1979): "The Soldiers of Rochambeau's Expeditionary Corps: From the American Revolution to the French Revolution," in *La Révolution Américaine et l'Europe*, Paris: CNRS.
- (1998): *From Yorktown to Valmy: The Transformation of the French Army in an Age of Revolution*, Niwot, CO: University Press of Colorado.
- SKOCPOL, T. (1979): *States and Social Revolutions: A Comparative Analysis of France, Russia and China*, Cambridge University Press.
- SPILIMBERGO, A. (2009): "Democracy and Foreign Education," *American Economic Review*, 99, 528–43.
- SQUICCIARINI, M. P. AND N. VOGTLÄNDER (2015): "Human Capital and Industrialization: Evidence from the Age of Enlightenment," *Quarterly Journal of Economics*, 130, 1825–1883.
- STONE, E. M. (1884): *Our French Allies: Rochambeau and His Army, Lafayette and His Devotion, D'Estaing, DeTernay, Barras, De Grasse, and Their Fleets, in the Great War of the American Revolution, from 1778 to 1782*, Providence, RI: Providence Press Company.
- SUSANE, L. (1876): *Histoire de l'Infanterie Française*, Paris: Librairie militaire J. Dumaine.
- TABELLINI, M. AND G. MAGISTRETTI (2022): "Economic Integration and the Transmission of Democracy," Working Paper w30055, National Bureau of Economic Research.
- TACKETT, T. (1986): *Religion, Revolution, and Regional Culture in Eighteenth-Century France: The Ecclesiastical Oath of 1791*, Princeton, NJ: Princeton University Press.
- (2015): "Introduction," in *The Coming of the French Revolution by Georges Lefebvre*, Princeton, NJ: Princeton University Press, Princeton Classics.
- WALDINGER, M. (2023): "Let Them Eat Cake: Drought in 1788 and Political Outcomes in the French Revolution," *Journal of Economic Growth*, forthcoming.
- WOLOCH, I. (1994): *The New Regime: Transformations of the French Civic Order, 1789-1820s*, New York: Norton.
- WRONG, C. J. (1976): "The Officers de Fortune in the French Infantry," *French Historical Studies*, 9, 400–431.

FIGURES

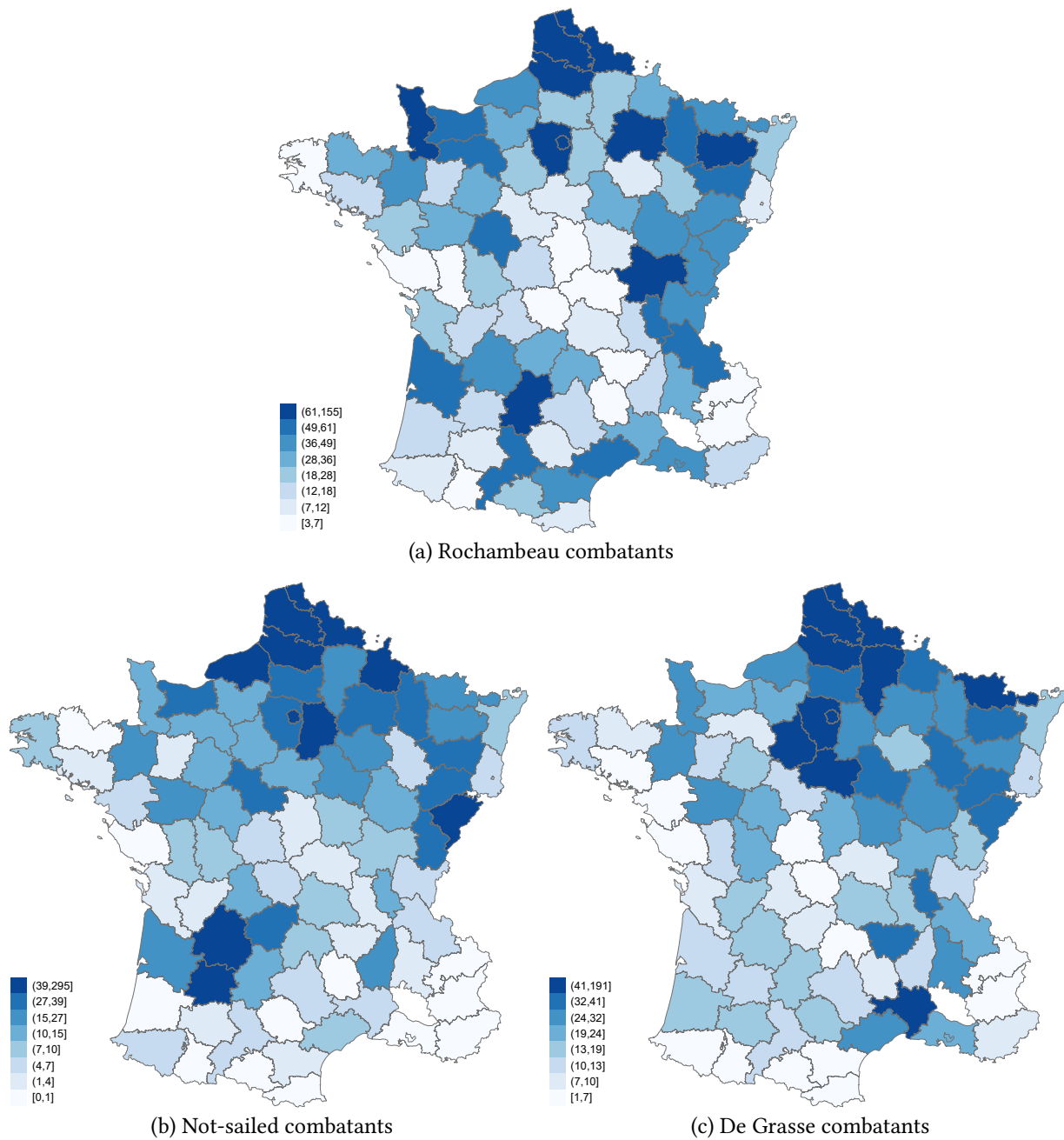


Figure 1: French Origins of Combatants

Note: The maps depict the spatial variation in the origin of Rochambeau's combatants (panel a), not-sailed combatants (panel b), and de Grasse combatants (panel c) across French départements, with darker blue colors indicating a higher number of combatants born there.

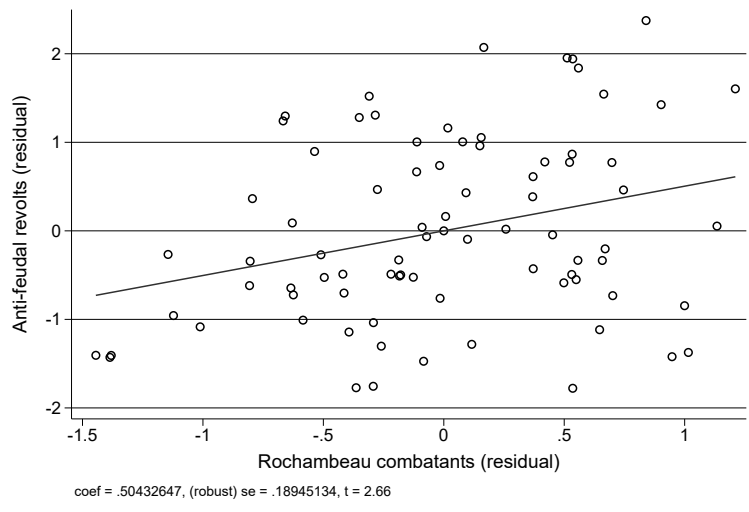


Figure 2: Rochambeau Soldiers and Revolutionary Revolts

Note: The partial scatterplot documents a significant and sizeable conditional correlation between the number of Rochambeau combatants originating in a département and anti-feudal revolts (Std. $\beta = .44$). Controls include the log other soldiers, log infantry regiment garrisoned, log cavalry battalion garrisoned, log population in 1793, the urbanization rate, and an indicator for Paris (dept. Seine).

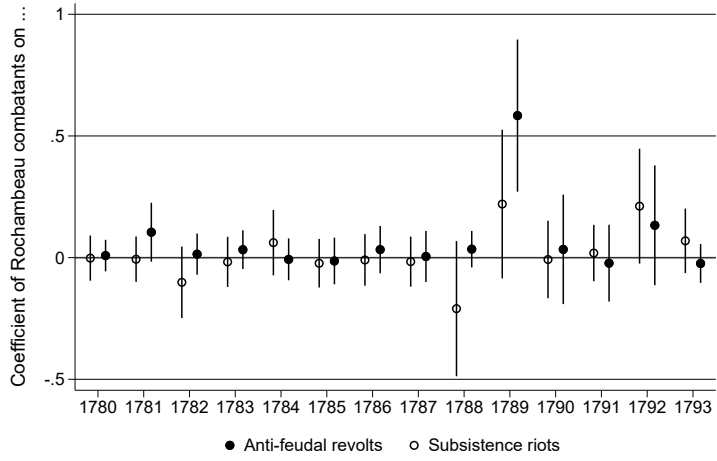


Figure 3: Event-study Estimates of Rochambeau’s Soldier on Revolts

Note: The event study graph shows that Rochambeau combatants increased the incidence of anti-feudal revolts significantly in 1789, but not for an alternative type of revolt, food riots.

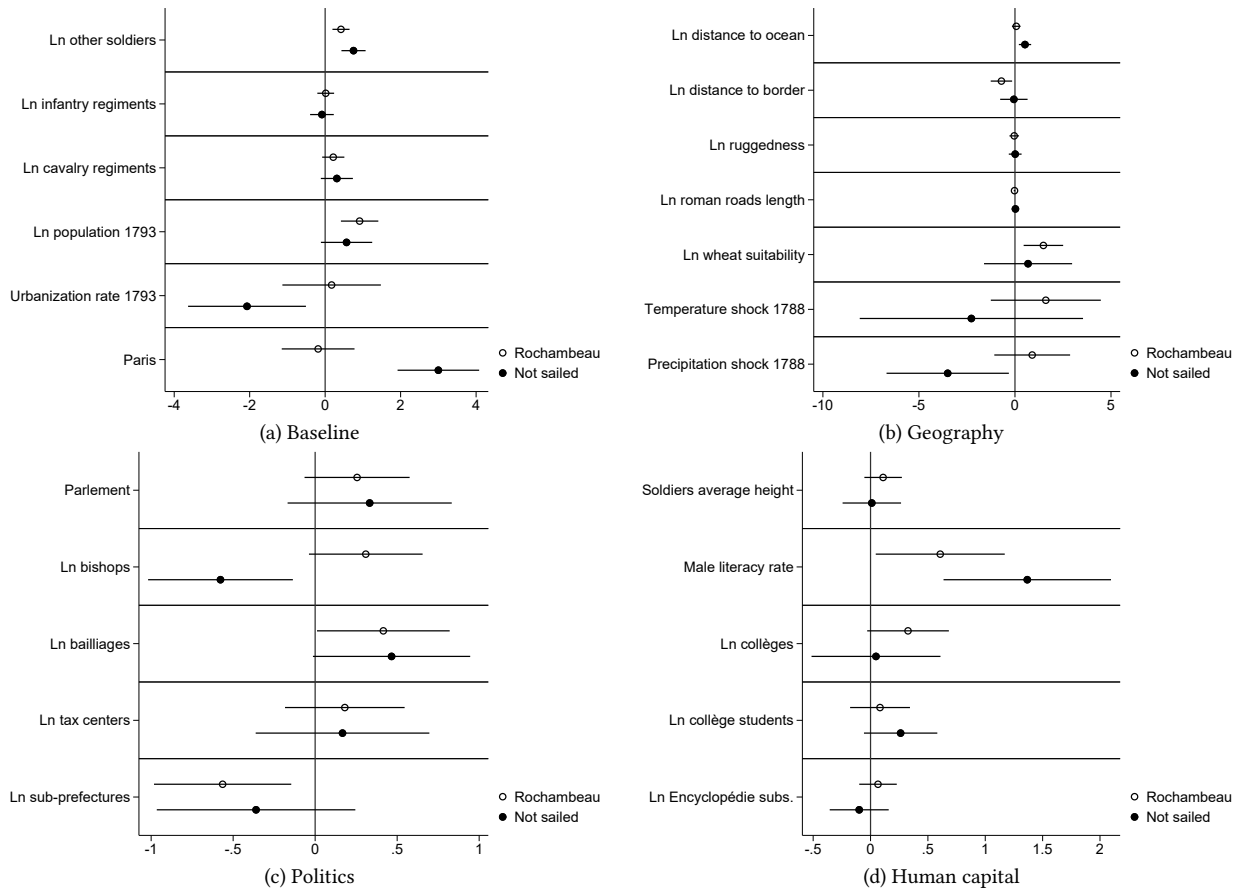


Figure 4: Balance of Treatment and Placebo

Note: The figure documents the balance on observables for Rochambeau combatants (treatment) and not-sailed combatants (placebo). Coefficients are from a regression of the number of combatants originating in a département on variables related to military recruitment (panel a), geography (panel b), institutions (panel c), and human capital (panel d). We provide robustness for the unbalanced variables in Table A.10.

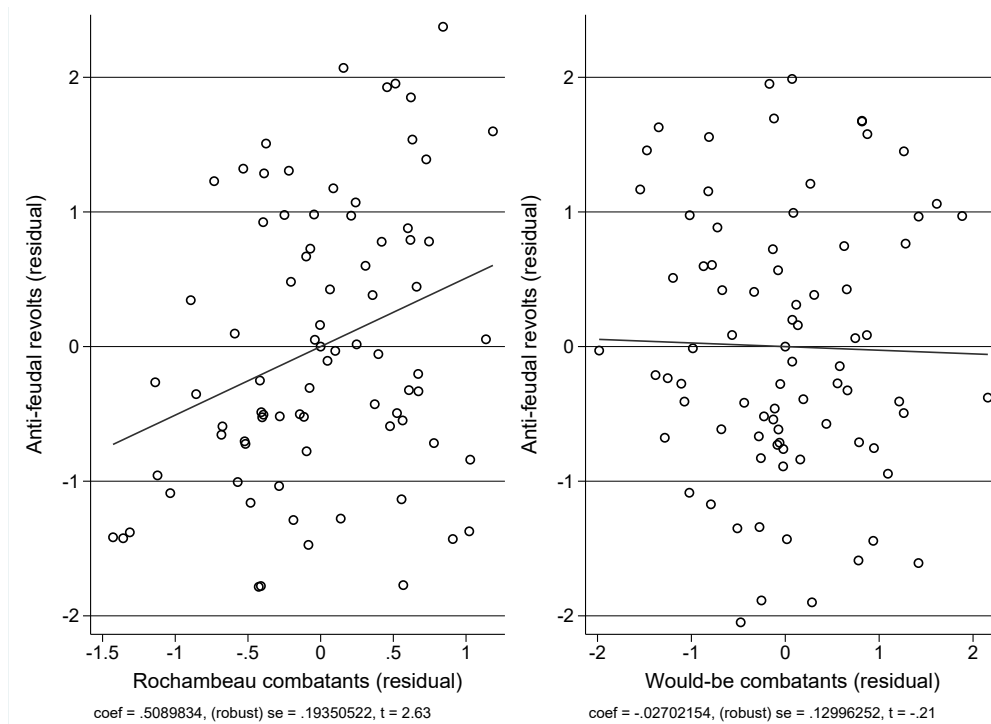


Figure 5: Not Sailed Combatants (Placebo) and Anti-Feudal Revolts

Note: The partial scatterplot shows that only troops from Rochambeau's regiments that actually sailed to America are positively associated with anti-feudal revolts in their origins départements (left panel) but not troops from the regiment that should have sailed to America under Rochambeau but never arrived (right panel). Controls include the log other soldiers, log infantry regiment garrisoned, log cavalry battalion garrisoned, log population in 1793, the urbanization rate, and an indicator for Paris (dept. Seine), and the respective other group.

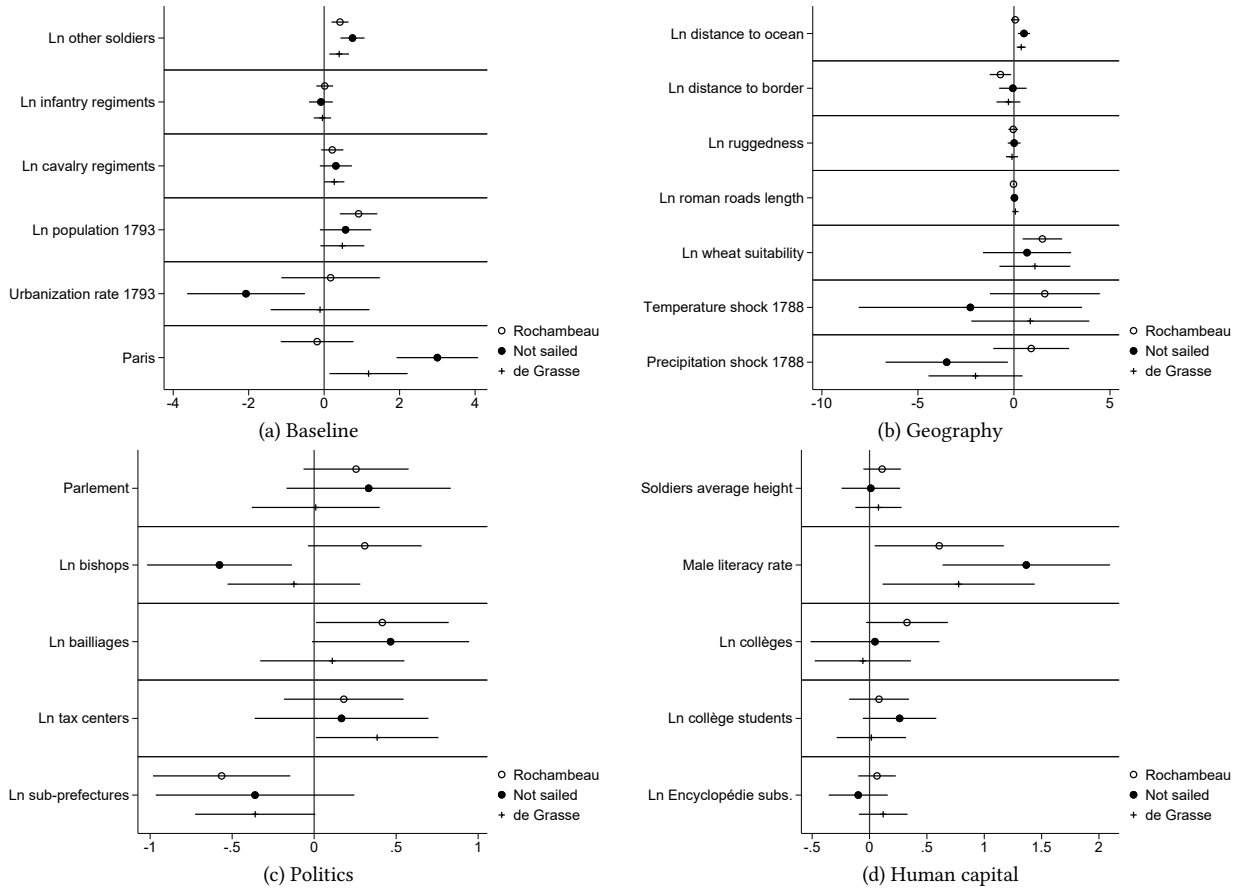


Figure 6: Balance of Treatment, Placebo, and Alternative Treatment

Note: The figure documents the balance on observables for Rochambeau combatants (treatment), not-sailed combatants (identification placebo), and de Grasse combatants (mechanism placebo) at the département level. Coefficients are from a regression of the number of combatants originating in a département on variables related to military recruitment (panel a), geography (panel b), institutions (panel c), and human capital (panel d). Variables that previously appeared unbalanced are just in between for de Grasse combatants, corroborating out empirical strategy.

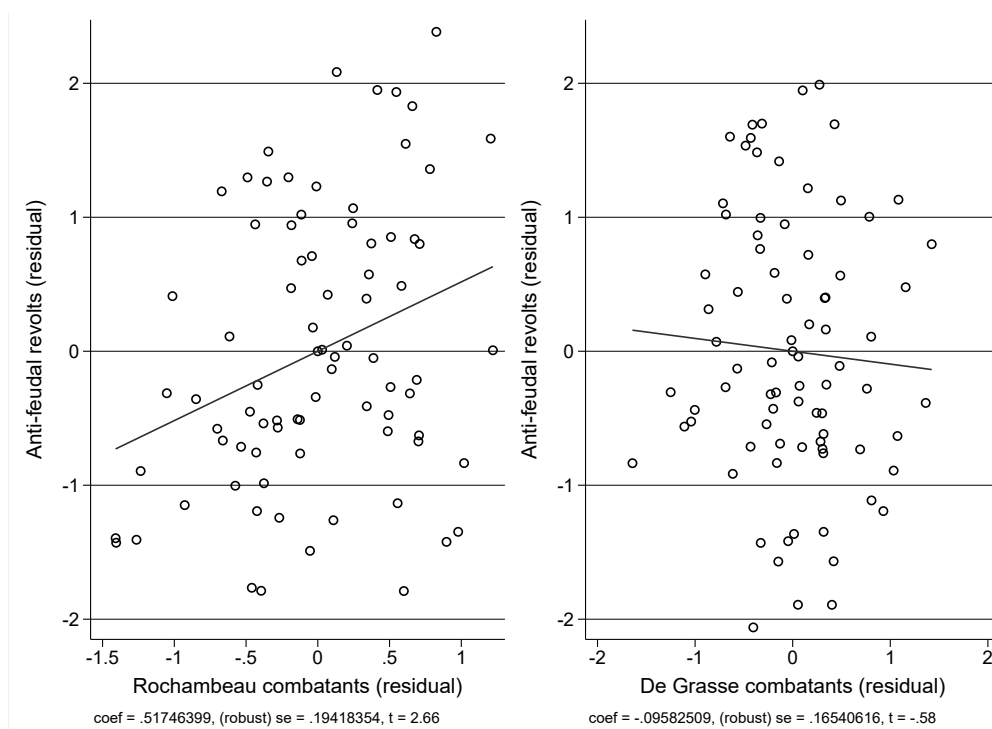


Figure 7: Two Experiences in the American Revolutionary War

Note: The partial scatterplot shows that only French combatants from the American Revolutionary War who had experienced the U.S. and New England for a prolonged period are positively associated with anti-feudal revolts in their origins départements (left panel), but not the combatants who only fought the Siege of Yorktown but were otherwise stationed in the French Caribbean colonies (right panel). Controls include the log other soldiers, log infantry regiment garrisoned, log cavalry battalion garrisoned, log population in 1793, the urbanization rate, and an indicator for Paris (dept. Seine), and the respective other combatants.

TABLES

Table 1: Baseline regression results

	Dep. variable: ln [support for revolution]			
	(1) Anti-feudal revolts	(2) Political societies	(3) Volunteer battalions	(4) Elite emigrants
Ln Rochambeau combatants	0.504*** (0.189)	0.265** (0.107)	0.311*** (0.087)	0.248** (0.104)
Baseline controls	✓	✓	✓	✓
<i>N</i> (Obs = département)	81	81	80	65
R ²	0.17	0.33	0.46	0.36
Partial R ² (Rochambeau)	0.09	0.08	0.15	0.07
Std. β (Rochambeau)	0.436	0.358	0.471	0.351

The table shows that support for the French Revolution was statistically and economically significantly larger in departments where more Rochambeau's combatants originated.

All regressions include the baseline controls (log other soldiers, log infantry regiment garrisoned, log cavalry battalion garrisoned, log population in 1793, urbanization rate, and an indicator for Paris/dept. Seine). Robust standard errors in parentheses. * $p < 0.1$, ** $p < 0.05$, *** $p < 0.01$.

Table 2: Spatial Disaggregation and Placebo Outcomes

	Arrondissement level			Placebo revolts		Support for Terror		
	(1)	(2)	(3)	(4)	(5)	(6)	(7)	(8)
	Anti-feudal revolts	Political Societies	Volunteer companies	Food riots	Great Fear panics	Voting for King's death	Ln death sentences	Ln societies during Year II
Ln Rochambeau combatants	0.206 (0.058) ^{***} [0.074] ^{***}	0.057 (0.032) [*] [0.035]	0.240 (0.053) ^{***} [0.057] ^{***}	0.203 (0.176)	-0.099 (0.112)	0.039 (0.081)	-0.279 (0.266)	0.048 (0.102)
Baseline controls	✓	✓	✓	✓	✓	✓	✓	✓
N (Obs = arrond./dépt.)	340	340	340	81	81	81	81	81
R ²	0.12	0.20	0.26	0.15	0.25	0.04	0.43	0.18
Partial R ² (Rochambeau)	0.05	0.01	0.06	0.01	0.01	0.00	0.01	0.00
Std. β (Rochambeau)	0.269	0.116	0.291	0.166	-0.159	0.080	-0.132	0.066

The table shows that (i) in *arrondissements* where more Rochambeau's combatants originated the support for the French Revolution was statistically and economically significantly larger (columns 1–3); (ii) Rochambeau combatants are only weakly associated with other types of revolt in 1789 (columns 4–5); and (iii) that Rochambeau combatants do not exhibit a sizeable positive association with various proxies of support for violence during period of “Terror” (columns 6–8).

Placebo outcomes: Food riots are subsistence conflicts; Panics are currents of riots during the Great Fear; Voting for King's death is the difference in the number of deputies to the National Convention voting for or against the punishment of the former king by death, normalized by the total number of deputies of a département; Death sentences is the total number of death sentences handed out between 1792 and 1794; Societies in Year II (September 1793 to August 1794) is the number of political societies established in that period.

The unit of analysis are *arrondissements* (columns 1–3) and départements (4–8). All regressions include the baseline controls (log other soldiers, log infantry regiment garrisoned, log cavalry battalion garrisoned, log population in 1793, urbanization rate, and an indicator for Paris/dept. Seine), measured at the respective unit of analysis. Robust standard errors in parentheses. Spatially clustered standard errors (cutoff 200km, Bartlett kernel) in brackets. * $p < 0.1$, ** $p < 0.05$, *** $p < 0.01$.

Table 3: Combatants that did not sail to America (placebo)

	Dep. variable: ln [support for revolution]			
	(1) Anti-feudal revolts	(2) Political societies	(3) Volunteer battalions	(4) Elite emigrants
Ln Rochambeau combatants	0.515** (0.197)	0.302*** (0.108)	0.297*** (0.086)	0.308*** (0.108)
Ln not sailed combatants	-0.041 (0.143)	-0.138* (0.081)	0.055 (0.054)	-0.193** (0.074)
Baseline controls	✓	✓	✓	✓
<i>N</i> (Obs = département)	81	81	80	65
R ²	0.17	0.35	0.47	0.41
Partial R ² (Rochambeau)	0.09	0.10	0.13	0.10
Partial R ² (Notsailed)	0.00	0.04	0.01	0.08
Std. β (Rochambeau)	0.445	0.408	0.448	0.438
Std. β (Notsailed)	-0.047	-0.248	0.109	-0.360
<i>p</i> Rochambeau = Notsailed	0.041	0.001	0.023	0.000

The table shows that support for the French Revolution was statistically and economically significantly larger only in departments where more Rochambeau's combatants originated, who were deployed to the U.S., but not in departments where more placebo combatants originated, who were intended to sail to the U.S. but never arrived. This indicates that deployment to the U.S. had a causal effect on support for the French Revolution.

All regressions include the baseline controls (log other soldiers, log infantry regiment garrisoned, log cavalry battalion garrisoned, log population in 1793, urbanization rate, and an indicator for Paris/dept. Seine). *p* Rochambeau = Notsailed reports the *p*-value of an F-test for the equality of coefficients on Rochambeau combatants and not sailed combatants. Robust standard errors in parentheses. * $p < 0.1$, ** $p < 0.05$, *** $p < 0.01$.

Table 4: Exposure to North America matters, *not* combat experience

	Dep. variable: ln [support for revolution]			
	(1) Anti-feudal revolts	(2) Political societies	(3) Volunteer battalions	(4) Elite emigrants
Ln Rochambeau combatants	0.521** (0.197)	0.300*** (0.108)	0.292*** (0.084)	0.308*** (0.108)
Ln not sailed combatants	-0.017 (0.153)	-0.146 (0.092)	0.029 (0.061)	-0.184** (0.081)
Ln de Grasse combatants	-0.097 (0.170)	0.033 (0.114)	0.100 (0.083)	-0.035 (0.119)
Baseline controls	✓	✓	✓	✓
<i>N</i> (Obs = département)	81	81	80	65
R ²	0.18	0.36	0.48	0.41
Partial R ² (Rochambeau)	0.09	0.10	0.13	0.10
Partial R ² (Notsailed)	0.00	0.04	0.00	0.06
Partial R ² (de Grasse)	0.00	0.00	0.02	0.00
Std. β (Rochambeau)	0.450	0.405	0.441	0.437
Std. β (Notsailed)	-0.020	-0.262	0.059	-0.343
Std. β (de Grasse)	-0.077	0.041	0.140	-0.046
<i>p</i> Rochambeau = Notsailed	0.053	0.002	0.019	0.001
<i>p</i> Rochambeau = de Grasse	0.020	0.082	0.078	0.031

The table shows that support for the French Revolution was only statistically and economically significantly larger in departments where more Rochambeau's combatants originated, but neither in departments with more not-sailed placebo combatants or more de Grasse combatants who participated in the Siege of Yorktown but did not see New England. This indicates that the experience of the U.S. and in particular New England caused greater support for the French Revolution, but not other experiences gained during the military campaign.

All regressions include the baseline controls (log other soldiers, log infantry regiment garrisoned, log cavalry battalion garrisoned, log population in 1793, urbanization rate, and an indicator for Paris/dept. Seine). *p* Rochambeau = ... reports the *p*-value of an F-test for the equality of coefficients on Rochambeau combatants and placebo combatants. Robust standard errors in parentheses. * $p < 0.1$, ** $p < 0.05$, *** $p < 0.01$.

Table 5: Both officers and soldiers supported the Revolution

	Dep. variable: ln [support for revolution]			
	(1) Anti-feudal revolts	(2) Political societies	(3) Volunteer battalions	(4) Elite emigrants
Ln Rochambeau officers	0.229 (0.223)	0.124 (0.119)	0.246** (0.104)	-0.101 (0.156)
Ln Rochambeau soldiers	0.506** (0.215)	0.308** (0.119)	0.223** (0.087)	0.331*** (0.124)
Ln de Grasse officers	0.214 (0.224)	0.222 (0.135)	0.035 (0.103)	0.199 (0.151)
Ln de Grasse soldiers	-0.170 (0.193)	0.002 (0.129)	0.130 (0.106)	-0.201 (0.173)
Ln not sailed combatants	0.015 (0.158)	-0.123 (0.083)	0.038 (0.065)	-0.124 (0.099)
Baseline controls	✓	✓	✓	✓
<i>N</i> (Obs = département)	81	81	80	65
R ²	0.21	0.40	0.52	0.42
Std. β (Roch. Off.)	0.130	0.111	0.244	-0.094
Std. β (Roch. Sold.)	0.413	0.393	0.318	0.441
Std. β (Grasse Off.)	0.111	0.179	0.032	0.165
Std. β (Grasse Sold.)	-0.124	0.002	0.167	-0.236
<i>p</i> Roch. Off. = Grasse Off.	0.964	0.555	0.152	0.170
<i>p</i> Roch. Sold. = Grasse Sold.	0.033	0.129	0.534	0.026

The table shows that both officers and soldiers of Rochambeau's regiments increased support for the French Revolution in their origins. Officers increased the establishment of volunteer battalions and decreased the incidence of elite emigration, though the effects are not different in terms of statistical significance from that of de Grasse's officers. Soldiers drive most of the effect for anti-feudal revolts and the subsequent emigration of land-owning elites, and this effect is statistically significantly different from that of de Grasse's soldiers. Soldiers also contributed to the founding of local revolutionary societies and to enlisting volunteers for the revolutionary army.

Officers include commissioned officers (chiefly colonels, captains, and lieutenants), while soldiers include enlisted soldiers and non-commissioned officers (chiefly sergeants). $p X = Y$ reports the p -value of an F-test for the equality of coefficients on Rochambeau officers and de Grasse officers, and respectively, Rochambeau soldiers and de Grasse soldiers.

All regressions include the baseline controls (log other soldiers, log infantry regiment garrisoned, log cavalry battalion garrisoned, log population in 1793, urbanization rate, and an indicator for Paris/dept. Seine). Robust standard errors in parentheses. * $p < 0.1$, ** $p < 0.05$, *** $p < 0.01$.

Table 6: Heterogeneity results

	Aristocracy		Subsistence Crisis		Enlightenment		Idea access/Economy	
	(1)	(2)	(3)	(4)	(5)	(6)	(7)	
X =	Parlement	Royal tax	Temp. shock	Prec. shock	Subscribers	Markets/fairs	Post houses	
<i>Panel A</i>								
	Dep var: In anti-feudal revolts							
Ln Roch. combatants	0.516** (0.203)	0.838*** (0.184)	0.684*** (0.227)	0.322 (0.268)	0.264 (0.226)	0.596** (0.234)	0.662*** (0.229)	
Ln Roch. combatants × (X > median)	0.322 (0.574)	-0.487* (0.275)	-0.297 (0.291)	0.370 (0.291)	0.170 (0.252)	-0.122 (0.297)	-0.276 (0.338)	
Indicator (X > median)	-1.425 (2.151)	0.923 (0.871)	0.633 (0.923)	-1.189 (0.860)	0.310 (0.747)	0.435 (0.886)	0.427 (1.049)	
Controls	✓	✓	✓	✓	✓	✓	✓	
N (Obs = département)	81	81	81	81	81	81	81	
R ²	0.18	0.27	0.21	0.19	0.29	0.18	0.21	
<i>Panel B</i>								
	Dep var: In early political societies							
Ln Roch. combatants	0.287** (0.111)	0.296** (0.136)	0.283** (0.137)	0.329** (0.145)	0.203* (0.113)	0.482*** (0.131)	0.363*** (0.112)	
Ln Roch. combatants × (X > median)	0.168 (0.200)	-0.015 (0.149)	-0.032 (0.152)	-0.086 (0.170)	0.028 (0.163)	-0.277* (0.156)	-0.072 (0.148)	
Indicator (X > median)	-0.563 (0.714)	0.117 (0.477)	0.416 (0.494)	-0.059 (0.557)	0.316 (0.527)	1.076** (0.495)	-0.173 (0.501)	
Controls	✓	✓	✓	✓	✓	✓	✓	
N (Obs = département)	81	81	81	81	81	81	81	
R ²	0.36	0.36	0.40	0.40	0.42	0.40	0.41	

The table documents heterogeneity of Rochambeau's soldiers with characteristics of their origin départements. Their effect is stronger where the aristocracy was strong (in places with parlements, and where the King was weak as measured by fewer royal tax centers) and where access to ideas was scarce. All regressions include as controls the not sailed placebo regiment and baseline controls (log other soldiers, log infantry regiment garrisoned, log cavalry battalion garrisoned, log population in 1793, and an indicator for Paris/dept. Seine). Robust standard errors in parentheses. * $p < 0.1$, ** $p < 0.05$, *** $p < 0.01$.

Table 7: Evidence for spatial spillovers

	Dep. var.: ln [support for revolution]		
	(1) Anti-feudal revolts	(2) Political societies	(3) Volunteer battalions
Ln Rochambeau combatants	0.154 (0.065)** [0.065]**	0.048 (0.036) [0.037]	0.157 (0.060)** [0.051]**
Ln neighbors' Roch. combatants	0.177 (0.064)** [0.062]**	0.111 (0.048)** [0.056]**	0.227 (0.071)** [0.096]**
Placebo controls	✓	✓	✓
Baseline controls	✓	✓	✓
<i>N</i> (Obs = arrondissement)	340	340	340
R ²	0.15	0.25	0.29
Partial R ² (Rochambeau)	0.022	0.006	0.024
Partial R ² (Roch.–neighbor)	0.018	0.019	0.031
Std. β (Rochambeau)	0.201	0.097	0.190
Std. β (Roch.–neighbor)	0.188	0.183	0.224

The table shows that the number of Rochambeau combatants in neighboring (contiguous) arrondissements had a statistically and economically significant impact on all three measures of support for the French Revolution.

Regressions include the full set of placebo controls (log not sailed and De Grasse combatants, both within an arrondissement and of the neighboring arrondissements), and the baseline controls measured at the arrondissement level (log other soldiers, log infantry regiment garrisoned, log cavalry battalion garrisoned, log population in 1793, urbanization rate, and an indicator for Paris). Robust standard errors in parentheses. Spatially clustered standard errors (cutoff 200km, Bartlett kernel) in brackets. * $p < 0.1$, ** $p < 0.05$, *** $p < 0.01$.

Table 8: Officers in the Paris Jacobin Club, 1790

Army	Officers	Jacobins	Share
Rochambeau	241	24	10.0%
de Grasse	208	10	4.8%

This table shows that officers who served under Rochambeau were twice as likely as officers who served under de Grasse to become members of the Paris Jacobin Club by 1790. Membership is based on the list of members of the *Société des Amis de la Constitution* (informally known as Jacobin Club) which was printed on behalf of the society in Paris, dated December 21, 1790. We linked officers primarily by surname, adjusting for spelling differences and retaining only unambiguous matches.

Online Appendix

The American Origin of the French Revolution

Sebastian Ottinger
(CERGE-EI and IZA)

Lukas Rosenberger
(LMU Munich)

Contents

A. Data Appendix	1
A.1. Overview and Summary Statistics	1
A.2. Documentation and sources	3
B. Additional Results	13
B.1. Unconditional Correlations and Coefficients on Controls	13
B.2. Analysis at Disaggregated Administrative Units: Arrondissements	14
B.3. Event-Study Results with Placebo Regiments and Placebo Revolts	15
B.4. Results with Returned and Discharged Soldiers	16
B.5. Spatial spillovers	21
B.6. Robustness of main results	22
C. Individual-level evidence on Rochambeau’s officers	28

A. Data Appendix

A.1. Overview and Summary Statistics

Table A.1 provides an overview on the variables employed in this paper. Besides a short definition, it also lists the sources if the variable is taken from the literature. Table A.2 presents summary statistics.

Table A.1: Variable definitions

Variable	Definition	Source
<i>Primary outcomes</i>		
Anti-feudal revolts	Attacks on the feudal institution of lordship (<i>seigneurie</i>), including the lord’s person, property, and rights	Chambru and Maneuvrier-Hervieu (2022)
Political societies	Voluntary associations of citizens formed during 1789–90 for political participation	see text
National Volunteers	Battalions of voluntary soldiers formed 1791–92	see text
Elite emigrants	Emigrants from clergy, nobility, and upper-middle class	see text
<i>Alternative outcomes</i>		

Food riots	Riots over the availability or the price of food	Chambru and Maneuvrier-Hervieu (2022)
Panics	Riots oriented to an imaginary enemy	see text
Societies in Year II	Number of political societies established during the Terror, Sept 1793–August 1794	see text
Voting for King’s death	Voting of deputies to National Convention for or against punishing the former king, Jan 1793	see text
Death sentences	Number of death sentences carried out during 1792–94	see text
<i>Independent variables</i>		
Rochambeau combatants	Infantry officers & soldiers participating in <i>special expedition</i> under General Rochambeau: Stationed in U.S. during 1780–82, fighting in Siege of Yorktown	see text
Not sailed combatants	Infantry officers & soldiers chosen for <i>special expedition</i> by General Rochambeau but staying behind due to logistics	see text
de Grasse combatants	Infantry officers & soldiers under Admiral de Grasse: Fighting in Siege of Yorktown, stationed in French Caribbean colonies	see text
Rochambeau officers	Commissioned officers (thus, noble and wealthy) of infantry regiments participating in <i>special expedition</i> under General Rochambeau	see text
Rochambeau soldiers	Enlisted rankers and non-commissioned officers of infantry regiments participating in <i>Special Expedition</i> under General Rochambeau	see text
<i>Baseline controls</i>		
Other soldiers	Soldiers enlisting for infantry during 1700–1789	Komlos et al. (2003)
Population 1793	Total inhabitants in 1793	see text
Infantry garrison	Number of infantry regiment garrisoned	see text
Cavalry garrison	Number of cavalry battalion garrisoned	see text
Urbanization rate Paris	Share of population living in towns ≥ 5000 in 1793	see text
	Indicator for Paris/département Seine	see text
<i>Geography</i>		
Distance to ocean	Distance (in km) of department centroid to nearest ocean	see text
Distance to border	Distance (in km) of department centroid to nearest foreign country (Belgium, Germany, Switzerland, Italy, Spain)	see text
Ruggedness	Terrain Ruggedness Index within department	see text
Roman roads length	Total length of roman roads	see text
Wheat suitability	Caloric yield of low-input, rain-fed wheat agriculture	see text
Temperature shock 1788	Temperature deviation in 1788 from mean 1700–1800	Waldinger (2023)
Precipitation shock 1788	Precipitation deviation in 1788 from mean 1700–1800	Waldinger (2023)
<i>Political economy</i>		
<i>Parlement</i>	Seat of a provincial appellate court	see text
Bishops	Seats of bishops and dioceses: church jurisdictions	see text
Bailliages	Seats of bailliages: feudal jurisdictions and election districts	see text
Tax centers	Seats of (royal) tax collectors (<i>recettes des finances</i>)	see text
Sub-delegates	Seats of administrators below the <i>intendant</i> : (mainly) public order jurisdictions	see text
<i>Human capital</i>		
Average height of soldiers	Average height in cm of enlisted soldiers 1700–89	Komlos et al. (2003)

Male literacy rate	Share of men signing marriage certificates in 1786	Squicciarini and Vogtländer (2015)
Collèges	Public, endowed secondary schools	Rosenberger (2023)
Collège students	Students at public, endowed secondary schools	Rosenberger (2023)
Encyclopédie subs.	Subscribers to <i>Encyclopédie</i> by Diderot and d’Alembert	Squicciarini and Vogtländer (2015)
<i>Economy</i>		
Markets and fairs	Number of markets and fairs per department	see text
Post houses	Number of post houses per department	see text

A.2. Documentation and sources

A.2.1. Independent variables

American combatants Among American combatants, we distinguish two treatment groups. The main treatment group *Rochambeau’s combatants* were exposed to U.S. institutions for an extended period. We collect individual-level data for the infantry regiments Bourbonnais, Saintogne, and Soissonnais from the sources described in the main text. We obtain 3655 individuals in total and identified the origin (birthplace) in a comprehensive dataset of all French communes and towns in 1793. This data set includes approximately 35k communes, reports population data starting in 1793, and also includes latitude and longitude.¹ We then aggregate numbers to the department level, using department boundaries circa 1794 from Chambru (2020). In total, we can link 3023 (83%) combatants to the municipality of birth.

The alternative treatment group *De Grasse’s combatants* also participated in the Siege of Yorktown but were not stationed in the U.S. Here, we collect individual-level data for the infantry regiments Agenois (data on officers only), Gâtinais (Royal-Auvergne), and Touraine from the same sources. We obtain 2387 individuals in total and, using the same procedure, we link 2034 (85%) combatants to the municipality of birth. Based on information on the date of death, desertion, and discharge, we find that among Rochambeau’s combatants, 3084 (84%) returned home to France. Among de Grasse’s combatants, 1300 (54%) returned home.²

Note that the not complete matching of soldiers to places of origin if anything should attenuate our results, and would only be a concern if it were systematically different for particular groups of soldiers, which is highly unlikely since we employ a similar approach to match soldiers from all three groups of soldiers to places of origin.

Never sailed combatats As a control group, we collect individual-level data from the infantry regiment *Neustrie* from the military archive.³ In particular, we transcribe the handwritten entries for all the soldiers, their origin, and rank from the relevant pages 4 to 265, in total 2343 soldiers from the regiment book 1776 to 1786. We observe information on the place of origin for 2310 soldiers, with 2274 originating in France. We proceed similarly to before to assign the soldiers to their department of origin but use, in addition to the birthplace, information on the military

¹The data is part of the Cassini project, *Des villages de Cassini aux communes d’aujourd’hui*, available online <http://cassini.ehess.fr/fr/html/index.htm>. This dataset also underlies internet platforms that offer historical geo-localization services like geonames.org.

²The difference is largely driven by a naval battle at Cap Français with about 400 deaths on the way back to the Caribbean garrison and by tropical fever.

³The regimental books are digitally accessible online at www.memoiredeshommes.sga.defense.gouv.fr

Table A.2: Summary statistics

	Obs	Mean	S.D.	Min	Max
Anti-feudal revolts	81	6.19	10.14	0.0	66.0
Early political societies	81	3.65	3.23	0.0	14.0
Volunteer battalions	80	5.55	4.43	1.0	34.0
Elite emigration	65	700.85	516.64	91.0	2889.0
Rochambeau combatants	81	36.05	32.64	3.0	155.0
Not sailed combatants	81	21.64	39.15	0.0	295.0
De Grasse combatants	81	24.38	24.50	1.0	191.0
Rochambeau officers	81	1.80	2.06	0.0	10.0
Rochambeau combatants	81	28.62	26.65	2.0	127.0
Soldiers in Komlos sample	81	279.32	337.44	8.0	1978.0
Infantry regiments	81	1.20	2.37	0.0	16.0
Cavalry regiments	81	0.63	1.22	0.0	6.0
Population 1793 (thousand)	81	316.23	121.52	101.7	721.6
Urbanization rate 1793	81	0.15	0.14	0.0	0.9
‡: Paris	81	0.01	0.11	0.0	1.0
Distance to ocean (km)	81	163.50	108.82	10.4	411.5
Distance to intern. border (km)	81	178.21	101.55	24.4	403.9
Terrain Ruggedness Index	81	0.78	0.89	0.1	5.4
Roman roads length (thousand km)	81	318.00	135.44	0.0	783.6
Wheat suitability (caloric yield)	81	8438.07	713.12	4493.9	9459.7
Temperature shock 1788	81	1.06	0.05	1.0	1.3
Precipitation shock 1788	81	0.89	0.08	0.8	1.0
‡: <i>Parlement</i>	81	0.16	0.37	0.0	1.0
Bishoprics	81	1.58	1.20	0.0	5.0
Bailliages	81	5.09	3.34	0.0	16.0
Tax centers	81	3.96	2.86	0.0	20.0
Sub-delegates	81	8.16	4.43	0.0	24.0
Soldiers average height	81	169.18	0.92	166.3	172.6
Male literacy rate	78	0.40	0.26	0.0	0.9
Collèges	81	6.58	3.70	2.0	21.0
Collège students	81	852.68	744.52	15.0	5000.0
Subscriber density	81	2.15	3.05	0.0	15.2
Fairs	81	197.42	143.70	6.0	731.0
Markets	81	36.59	14.56	2.0	80.0
Post houses	81	16.62	10.73	0.0	49.0

Observations: Départements. Sample as in baseline results: France proper of 1789 (mainland, non-German speaking).

Table A.3: Deployment history of combatant regiments

Regiment	Combat.	fallen at Yorktown	to US	from US	returned to France	via	Garrison 1789 Jan 1 st
<i>Rochambeau combatants</i>							
Bourbonnais	1213	16	1780 Apr	1783 Mar	1783 Aug	(direct)	Metz
Saintonge	1255	13	1780 Apr	1782 Dec	1783 Jul	Antilles	Verdun
Soissonnais	1254	17	1780 Apr	1783 Mar	1783 Sep	(direct)	Montpellier
(Royal) Deux-Ponts	.	13	1780 Apr	1782 Dec	1783 Jul	Antilles	Huningue
<i>de Grasse combatants</i>							
Aginois	1137	18	1781 Aug	1781 Nov	1783 Sep	Martinique	Ile d'Oléron
Gatinais (Royal Auvergne)	1085	81	1781 Aug	1781 Nov	1783 Mar	Cap-Francais	Calais
Touraine	1306	33	1781 Aug	1781 Nov	1783 Mar	Antilles, Saint-Christophe	Perpignan

Sources: Combatants, see text. Fallen at Yorktown, Dawson (1936). Deployment and garrison history, Susane (1876). *Aginois* and *Gatinais* deployed to Caribbean in November 1775 (2nd battalion) and January 1777 (1st battalion), respectively. *Touraine* deployed to Caribbean in April 1780.

district (36 in total) for geolocation. In total, we identify the department of origin for 1783 (78%) French individuals and the town of origin for 1606 (71%) individuals. Note that the spelling of birthplaces is not standardized in the original sources. Even if the transcriptions were perfect, we would not expect to be able to identify all birthplaces perfectly.⁴

Officers vs soldiers We also collect and digitize data on ranks, which allows us to distinguish between officers and soldiers. The key dividing line between officers and soldiers was between *commissioned* officers and everyone else. While it is possible in modern armies to rise from non-commissioned to commissioned officers, this was virtually impossible in the army of the monarchy. Specifically, commissioned officers had to (i) have old nobility status, excluding those families who were only recently ennobled as *officers of the robe*; and (ii) pay a not unsubstantial fee to obtain their position, excluding families of old nobility who were impoverished. Commissioned officers included primarily the ranks colonel, mayor, captain, lieutenant, and sub-lieutenant. We exclude a few so-called *officers of fortune*, which provided an exception as they were selected from rankers based on merit (Wrong, 1976).⁵ Soldiers include all types of enlisted personnel—chiefly soldiers, fusiliers, grenadiers, corporals, and drummers. Following the dividing line by social class, we also count non-commissioned officers (chiefly sergeants) as soldiers because they were recruited from them. In total, we observe 241 commissioned officers among Rochambeau combatants and 208 commissioned officers among de Grasse combatants.

A.2.2. Outcomes

Revolts Following Markoff (1996a), we distinguish between three types of revolts—anti-feudal revolts, food riots, and panics—which were the three most widespread forms of revolts during the period 1788–92. Anti-feudal revolts were attacks on the feudal institution of lordship (*seigneurie*), including the lord’s person, property, rights, or symbols. Importantly, these revolts *did not* target royal institutions, which also belonged to the feudal system. Food riots were revolts over the availability or the price of food, which was scarce because of the bad harvest of 1788 (see also Waldinger, 2023). Panics were riots during the so-called “Great Fear” in which collective action was oriented to an imaginary enemy.⁶

The data on anti-feudal revolts and food riots comes from the Historical Social Conflict Database (Chambru and Maneuvrier-Hervieu 2022, database categories 5 and 1, respectively).⁷ Panics during Great Fear we digitized from the map provided by Lefebvre (1932). Figure A.1 documents the time pattern of revolts by type. Anti-feudal revolts were mostly concentrated in the revolution years 1789 (the “first revolution”) to 1792 (the “second revolution”), whereas food riots started in 1788 and extended into 1793 and Panics occurred almost exclusively in 1789.

Political Societies Political Societies enabled local political participation and supported the local implementation of new policies. Initially, the political societies were organized from the bottom up, the most famous being the Jacobin club of Paris created under the name *Society of*

⁴A key difficulty is the absence of common spelling rules in the presence of homonym town names and towns with many homonyms. For example, the town Meaux, Seine-et-Marne, is a homonym to “mots”, in English “word,” and is written in this homonym form by some (but not all) military clerks.

⁵These included the ranks quarter-master treasurer, standard bearer, and lieutenants of the grenadier company—thus, at most four officers per regiment could have been commoners.

⁶Imaginary enemies included vagabonds who would steal the harvest from the fields; an invading force of foreigners such as Savoyards, Germans, or English; and aristocrats who were conspiring to violently crush the third estate (see also Lefebvre, 1932).

⁷For revolts of this type during the revolution 1789–1794, this database primarily relies on Ado (1996).

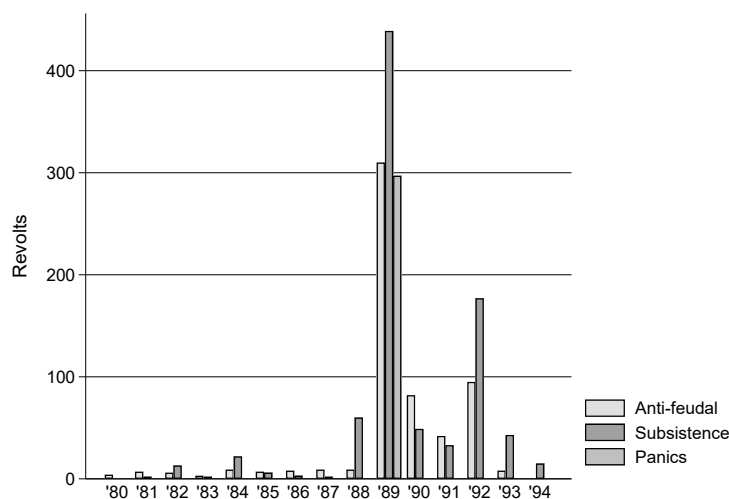


Figure A.1: Incidence of revolts 1783–1794 by type

the Friends of the Constitution. After the establishment of democracy in 1792 but especially in Year II (September 1793–August 1794), a period which became known as Terror, the creation of political societies was bolstered by the government as the main means by which it ruled. During the Thermidorian reaction, the period between the ousting of Robespierre in July 1794 and the Directorate government of 1795, the political societies were suppressed.

The data on political societies was compiled by a large group of historians from department and national archives and secondary sources for the Atlas of the French Revolution (Boutier, Boutry, and Bonin, 1992). We digitized town-level data on the year in which the first political society was founded or its existence attested. Towns could have more than one society but we do not observe the number of political societies by town by year.⁸ Data at the department level on the total number of political societies over 1789–1794 shows that there were 6027 societies in total in 5510 towns and communes. Figure A.2 documents the time pattern of the establishment of political societies. One can discern two waves, which approximately correspond to whether societies were established bottom-up (the first wave) or top-down (the second wave). In the first long year of the revolution 1789–90, citizens established at least one political society in 307 towns based on local initiative. These early societies were particularly important, as they provided blueprint and inspiration for the establishment of many more societies in the years 1791 and 1792. Until September 1793, citizens established at least one society in another 1771 towns. In the period of republican year II–III (September 21, 1793–1794), another 3432 towns and communes established a society under the direction of the Paris government and the Jacobin society.

National Volunteers The battalions of “National Volunteers” were first raised in 1791 to mobilize soldiers from the National Guards, which had formed bottom-up during the early stages of the revolution. The first National Guards formed in Paris on July 13th/14th 1789 in connection to the storm of the Bastille. The formation of battalions of National Volunteers was stipulated and regulated by a series of laws in 1791 and 1792. For example, a law of 1791 demanded that every

⁸Boutier and Boutry, the lead authors for the political societies project, never published the data documentation that was announced in the Atlas of the French Revolution as *Les sociétés populaires. Sources. Bibliographie* (Boutier et al., 1992, 114). The book would also have provided a catalog of society registers and membership lists, which may have made it feasible for us to collect systematic data on the intensive margin—how many societies, how many members, per town and by year, etc.

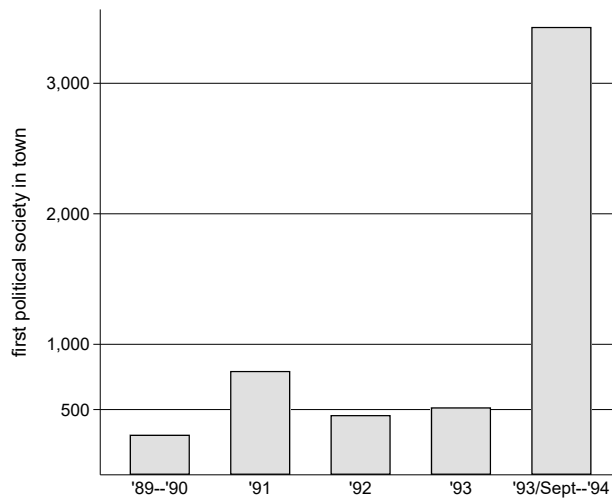


Figure A.2: First establishment of political societies in towns over time

département formed at least one battalion. The battalions were organized very similarly to the regular army, with the key difference being that the higher officer ranks were open to commoners and not reserved for nobles. Importantly, the National Volunteer soldiers of 1791 and 1792 were not conscripted but enlisted voluntarily. Conscription into National Volunteer battalions only started on February 24 1793 when the National Convention decreed to conscript 300,000 men from all of France. This call to arms of French citizens for defending the homeland and the Revolution against its enemies—chiefly foreign powers and the aristocracy—became known in history as the mass levy (*levée en masse*).

We digitize municipality-level data on companies raised in 1791 from Dumont (1914) and département-level data on battalions established by the end of 1792 from Bertaud et al. (1989).⁹ This variable measures the degree to which French citizens were ready to voluntarily take up arms to defend the Revolution. By January 1793, before the beginning of forced conscription, 457 battalions of national volunteers existed. At a regular strength of 10 companies à 60 men per battalion, it is estimated that approximately 100,000 men enlisted in 1791 and another 180,000 in 1792 (Bertaud et al., 1989, 16-7). These are large numbers: It is about 1% of the total inhabitants of France, 200% of the regular French army (which continued to exist), and several times the combined armies of the monarchies that declared war on France (Austria, Prussia, and Great Britain).

Emigrants Emigrants were essentially composed of two groups of people: Members of the old regime’s elite who were opposed to the republic, and citizens who were fleeing from the war zone in border regions and in regions of civil war (Greer, 1951). We are primarily interested in emigration from the old regime’s elite. Members of the old elite started to leave the country as early as July 1789 after the storm of the Bastille (Boffa, 1989). The emigration of the old elite accelerated in the summer of 1791 after the failed flight of King Louis XVI, an episode known as “Varennes.”¹⁰ The elite emigration peaked in 1792 as a result of the increasing revolutionary violence and due

⁹The second data is based on a table from the *Archives parlementaires*, 24 February 1793, p.145-6, reprinted by Bertaud et al. (1989, 73-4).

¹⁰Louis was stopped in Varennes, shortly before the Belgian border, and brought back to Paris where he was subsequently placed under house arrest (Ouzuf, 1989).

to the exiling of the non-constitutional clergy.¹¹ Independent of why they emigrated, emigrants became known as *émigrés* and were politically persecuted during the Terror. Most importantly, their property was expropriated by the government.

We digitize department-level data from Greer (1951) on the total number of emigrants (79 departments in our sample) and the number of emigrants by socio-economic status (63 departments in our sample). We classify “elite emigrants” as those who belonged to the clergy, the nobility, and the upper-middle class (bourgeoisie and professions). Accordingly, non-elite emigrants are from the lower-middle class, working class, and peasantry. Greer (1951) estimates that, in total, 130,000 people fled the country during 1789–1794. Of those, approximately 27% belonged to the clergy, 18% to the nobility, 12% to the upper-middle class, 7% to the lower-middle class, 15% to the working class, and 21% to the peasantry.

Support for Violence We collected data on three proxies measuring support for violence during the period of Terror. Voting for King’s death is the difference in the number of National Convention deputies voting for or against the question whether the King must be punished by death in January 1793.¹² Death sentences is the total number of death sentences handed out during the period of “Terror” as compiled by Greer (1935). The number of political societies established during Year II (September 1793 to August 1794), a time when the establishment clearly signaled support for the regime, is from (Boutier et al., 1992).

A.2.3. Baseline controls

The set of baseline controls captures factors that potentially affect both military recruitment in general as well as revolutionary outcomes.

Total recruits The measure of general military recruitment in the French army is based on data transcribed from the regiment books by Komlos et al. (2003). The sample comprises about 38,700 soldiers registered in regiment books between 1716–1784, with a bias to the earlier period—three-quarters of soldiers are from the period before 1750. For about 22,000 soldiers, we identify the town of birth (57%), and for about 23,100 soldiers the department of birth (60%). Note that Komlos et al. (2003) have not corrected transcription errors or standardized the spelling, which also affected the geo-localization rate of our transcriptions.

Garrisons We control for the (log) number of infantry regiments and of cavalry battalions garrisoned in a region. The variables likely affected military recruitment since many regiments recruited soldiers locally. Moreover, the army was sometimes used internally as “riot police”. From about 1740–50 to 1788, regiments were rotated across garrisons about every three years. We collected data on 107 garrisons for infantry regiments and 59 garrisons for cavalry regiments from Bertaud et al. (1989, 12).

Population, urbanization Data on population in 1793 was obtained from the Cassini project.¹³ This data set covers the universe French communes, over 35k in total. We calculate urbanization rates as a department’s share of population living in towns larger than five thousand inhabitants.

¹¹The clergy was required in 1791 to take an oath on the new secular constitution. Those who refused to take the oath became known as *refractory clergy* (Tackett, 1986; Squicciarini, 2020; Blanc, 2022).

¹²*Liste des députés de la Convention nationale, par ordre de département, qui ont voté dans les trois appels nominaux sur le jugement de Louis Capet, leur opinion sur chaque question et leurs réflexions. Décret de la convention nationale, qui condamne Louis Capet à être puni de mort.* Reprinted at the Imprimé de Paris, 1816.

¹³*Des villages de Cassini aux communes d’aujourd’hui*, available online <http://cassini.ehess.fr/fr/html/index.htm>.

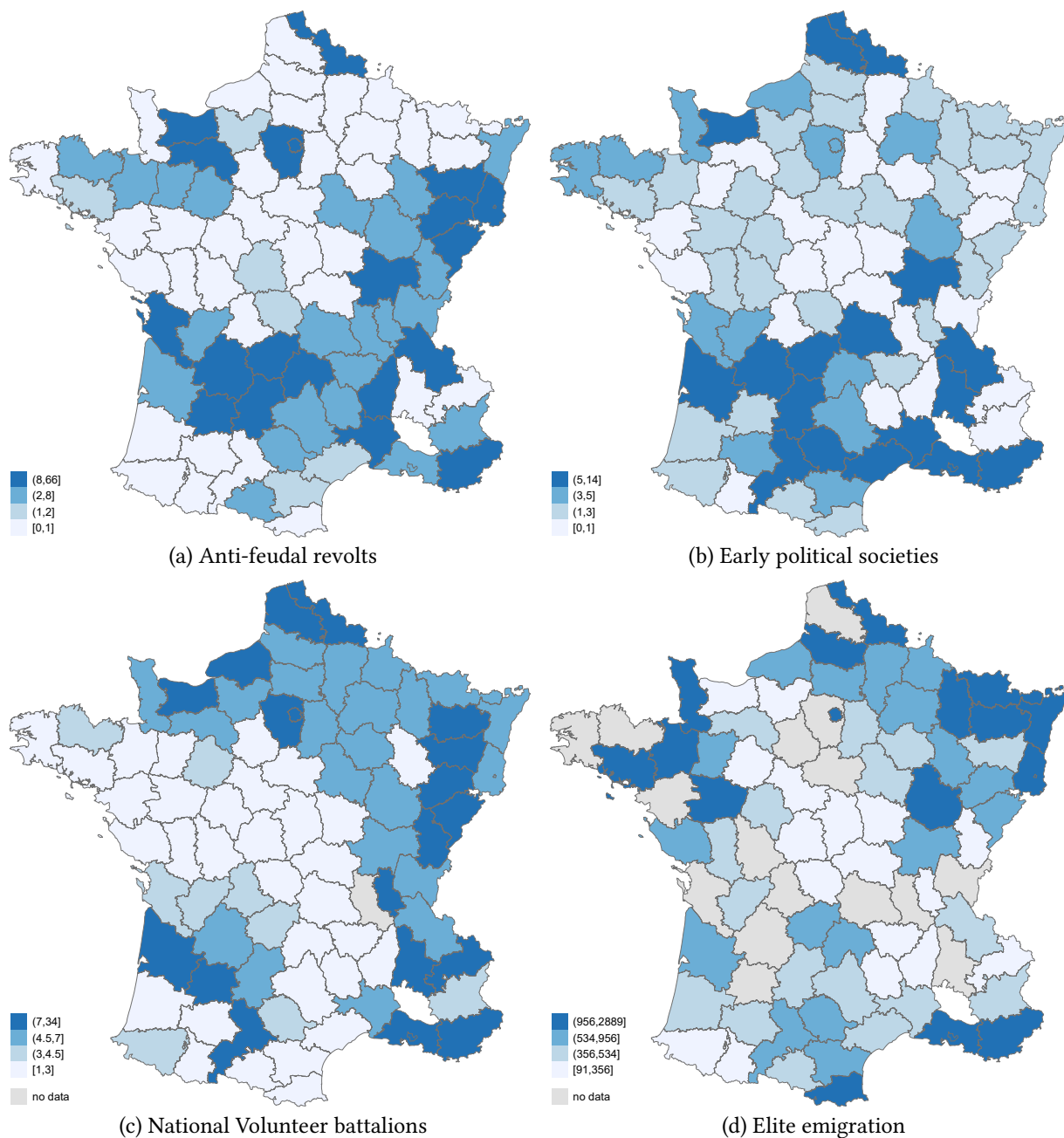


Figure A.3: Support for the Revolution across départements

Note: The maps depict the spatial variation in the four measures of support for the French Revolution across départements. For variable construction and sources, see text.

A.2.4. Geography

Distance to the ocean, distance to the border are calculated as the distance (in degree) of each department's centroid to the nearest international border or ocean.

Ruggedness is calculated as the median of the Terrain Ruggedness Index in each department based on data from Nunn and Puga (2012).

Roman roads length is the total length (in meters) of roman roads within department borders and is based on data from McCormick, Huang, Zambotti, and Lavash (2013).

Wheat suitability is computed as the median within the department borders based on data on caloric yield of low-input, rain-fed wheat agriculture. Source: Galor and Özak (2015, 2016).

Shock in 1788 Waldinger (2023) argues that a weather shock caused drought in summer 1788 which led to widespread harvest failures, increase in food prices and local famine, and an increase in unemployment among agricultural workers. Note that other historians have stated that the harvest of summer 1788 was also negatively affected by hailstorms. This weather shock would have contributed to demands for political change as well as revolutionary violence. We follow Waldinger (2023) in measuring the regional impact of the harvest shock in 1788 using the temperature and precipitation shock. The shocks are the deviation of temperature and precipitation, respectively, in the growing season (spring and summer) of 1788 from their long-run mean during 1750–1800. The variables are computed based on data from Pauling, Luterbacher, Casty, and Wanner (2006) for precipitation and Luterbacher, Dietrich, Xoplaki, Grosjean, and Wanner (2004) for temperature.

A.2.5. Political economy

We digitize all data on political economy variables at the department level from Nordman, Ozouf-Marignier, Gimeno, and Laclau (1989, 81). The variable descriptions are also based on this source.

Parlement *Parlements* were provincial appellate courts that played an important political role in the Kingdom of France.¹⁴ All judges of the *parlements* were members of the nobility. Besides their role as courts, they also had to sign all royal laws before they could go into effect, including laws concerning taxation. By refusing to sign, they could substantially slow down and obfuscate the king's ability to govern without consent. While they did not have veto power over royal laws—the king could summon them and then overturn their decision—, ignoring the *parlements* came at the risk of precipitating a larger political crisis. In total, there were 13 *parlements* across the country, but the Parlement of Paris was by far the most influential.

Bishops Bishops were the local heads of the church and were mostly recruited from the nobility. Bishop's seats were also administrative and fiscal centers, as the church received income from the tithe. It is estimated that, on the eve of the Revolution, the church received more income from the tithe than the state raised through all taxes combined. Moreover, the church was completely exempt from royal taxation and only gave voluntary contributions to the secular government. Besides the spiritual services, the church was also supposed to provide poor relief and education. In total, we observe 136 old bishop's seats.

Bailliages Bailliages were old feudal jurisdictions (corresponding to the English *bailiwick*) and concerned with all matters seigneurial. In some parts of the country, they were referred to as *sénechaussée*. Besides their importance for seigneurial matters, bailliages were also election districts for the *Estates General* and thus directly important for the early stages of the French

¹⁴The modern term *parliament*, which usually signifies a body of elected legislators, derives its name from the older French institution of *parlement*.

Revolution: In the towns with seat of a bailliage, the *cahiers de doléance* were drawn up and the deputies elected that were subsequently sent to Versailles. In total, we observe 432 bailliages.

Tax centers The French kingdom regularly used sub-contractors to collect its taxes by auctioning off the right to collect a certain tax in a certain region to so-called “general tax-farmers.” They, in turn, subcontracted local tax collectors, which could be individuals or institutions. Our measure “tax centers”—*recettes des finances* in French—is the total number of these royal tax sub-contractors per department. In total, we observe 344 tax centers.

Sub-delegates The main royal administrative divisions were the *généralités*. Created in 1625 and given full authority by Louis XIV (36 in total), they were headed by so-called intendants who exercised royal authority to uphold public order, working with sub-delegates. In total, we observe 702 seats of sub-delegates.

A.2.6. Economy

Markets and fairs We digitize data at the department level on the number of markets and fairs and on the number of towns with a fair or market in about 1789. The data was compiled as department-level aggregates by Margairaz (1988) from archival records of an official census.¹⁵ Markets usually took place once a week, whereas fairs usually took place once a year. (Bi-yearly spring and autumn fairs would count as two fairs.) Larger towns would host several markets and fairs and could have, for example, fairs every month and markets every day. In total, there were about 2,100 towns with over 16,000 fairs and about 340 towns with about 3,000 markets.

Communication We digitize department level data on the number of post houses in 1792 from Arbellot, Lepetit, and Bertrand (1987). The national system of posthouses, each run by a postmaster and equipped with horses, was originally developed by the state to quickly handle royal dispatches. By 1776, the system provided not only the regular service of letter post but also travel with the postal stagecoach. In total, we observe 1400 post houses in 1792, a number hardly different from that in 1789 at the end of the Ancien Régime Arbellot et al. (1987, 16).

A.2.7. Geographic borders

For départements, we use the borders of 1794 from Chambru (2020). For arrondissements, we use the borders of 1806 from Skinner and Margadant (2018). (Arrondissements were created in 1800.)

¹⁵This census was conducted by the Ministry of Commerce in year II (1793–4) and “reflects in density and structure the [trade] network at the end of the Ancien Régime” (Margairaz, 1988, 46).

B. Additional Results

B.1. Unconditional Correlations and Coefficients on Controls

Table A.4: Full results for baseline regression

	Dep var: ln [support for revolution]							
	Anti-feudal revolts		Political societies		Volunteer battalions		Elite emigrants	
	(1)	(2)	(3)	(4)	(5)	(6)	(7)	(8)
Ln Rochambeau combatants	0.305** (0.124)	0.504*** (0.189)	0.310*** (0.075)	0.265** (0.107)	0.400*** (0.073)	0.311*** (0.087)	0.348*** (0.072)	0.248** (0.104)
Ln other soldiers		-0.017 (0.186)		-0.106 (0.094)		0.157** (0.077)		-0.064 (0.116)
Ln infantry regiments		-0.229 (0.203)		0.146 (0.101)		0.091 (0.100)		0.136 (0.131)
Ln cavalry regiments		-0.493* (0.270)		-0.200 (0.143)		-0.102 (0.114)		0.283* (0.144)
Ln population 1793		0.038 (0.396)		0.495** (0.235)		-0.200 (0.212)		-0.085 (0.321)
Urbanization rate 1793		-0.458 (0.934)		0.901 (0.569)		0.131 (0.660)		1.438* (0.834)
1: Paris		-1.441** (0.675)		-1.943*** (0.387)		1.235** (0.495)		-0.096 (0.648)
Constant	0.365 (0.368)	-0.309 (4.631)	0.316 (0.246)	-5.340* (2.707)	0.226 (0.245)	2.159 (2.533)	5.202*** (0.245)	6.547* (3.726)
<i>N</i> (Obs = département)	81	81	81	81	80	80	65	65
R ²	0.07	0.17	0.18	0.33	0.36	0.46	0.24	0.36
Partial R ² (Rochambeau)		0.09		0.08		0.15		0.07
Std. β (Rochambeau)	0.264	0.436	0.419	0.358	0.604	0.471	0.494	0.351

The table shows that Rochambeau combatants exhibit a strong, positive association with different measures of support for the revolution at the département level both unconditionally (odd columns) and conditionally on the baseline controls (even columns). Robust standard errors in parentheses. * $p < 0.1$, ** $p < 0.05$, *** $p < 0.01$.

B.2. Analysis at Disaggregated Administrative Units: Arrondissements

Table A.5: Identification and mechanism at the arrondissement level

	Dep var: ln [support for revolution]					
	Anti-feudal revolts		Political societies		Volunteer companies	
	(1)	(2)	(3)	(4)	(5)	(6)
Ln Rochambeau combatants	0.193 (0.060) ^{***} [0.070] ^{***}	0.208 (0.062) ^{***} [0.070] ^{***}	0.069 (0.032) ^{**} [0.033] ^{**}	0.070 (0.033) ^{**} [0.033] ^{**}	0.229 (0.054) ^{***} [0.059] ^{***}	0.214 (0.056) ^{***} [0.062] ^{***}
Ln not sailed combatants	0.062 (0.053) [0.059]	0.072 (0.053) [0.057]	-0.052 (0.033) [0.037]	-0.051 (0.033) [0.037]	0.049 (0.049) [0.057]	0.039 (0.050) [0.056]
Ln de Grasse combatants		-0.078 (0.059) [0.069]		-0.007 (0.037) [0.039]		0.078 (0.063) [0.066]
Baseline controls	✓	✓	✓	✓	✓	✓
<i>N</i> (Obs = arrondissement)	340	340	340	340	340	340
R ²	0.12	0.13	0.21	0.21	0.26	0.26
Partial R ² (Rochambeau)	0.040	0.044	0.014	0.014	0.057	0.048
Partial R ² (Notsailed)	0.005	0.007	0.010	0.009	0.003	0.002
Partial R ² (de Grasse)		0.005		0.000		0.005
Std. β (Rochambeau)	0.251	0.271	0.139	0.142	0.278	0.260
Std. β (Notsailed)	0.086	0.100	-0.112	-0.110	0.063	0.050
Std. β (de Grasse)		-0.087		-0.012		0.080
<i>p</i> Rochambeau = Notsailed	0.151	0.136	0.013	0.013	0.025	0.030
<i>p</i> Rochambeau = de Grasse		0.003		0.152		0.154

The table shows that support for the French Revolution was statistically and economically significantly positive in *arrondissements* where more Rochambeau combatants originated, but not in *arrondissements* with more not-sailed placebo combatants or more de Grasse combatants who participated in the Siege of Yorktown but did not see New England.

All regressions include the baseline controls (log other soldiers, log infantry regiment garrisoned, log cavalry battalion garrisoned, log population in 1793, urbanization rate, and an indicator for Paris/dept. Seine), measured at the level of *arrondissements*. Robust standard errors in parentheses. Spatially clustered standard errors (cutoff 200km, Bartlett kernel) in brackets. * $p < 0.1$, ** $p < 0.05$, *** $p < 0.01$.

B.3. Event-Study Results with Placebo Regiments and Placebo Revolts

Considering the two outcome variables $y_{i,t}$ anti-feudal revolts and food riots at the département (i)-year (t) level as in equation (2), we estimate separately for each of the three groups of combatants the following equation:

$$y_{i,t} = \sum_{\tau=1780}^{1794} \beta_{\tau} \ln \text{Regiment}_i \times \mathbb{1}(\tau) + \gamma \sum_{\tau=1780}^{1794} X_i \times \mathbb{1}(\tau) + \mu_t + \mu_i + \varepsilon_i \quad (\text{A.1})$$

We find that effects are specific both to the treatment group and the treatment outcome. Figure A.4 shows that anti-feudal revolts only increased in départements from which more of Rochambeau combatants hailed, and only in the year of revolution 1789. In contrast, the placebo combatants do not affect anti-feudal revolts in 1789. Figure A.5 shows that food riots increased generically in all départements with more combatants, both in 1789 and in 1792, whether they have experienced the U.S. or not.

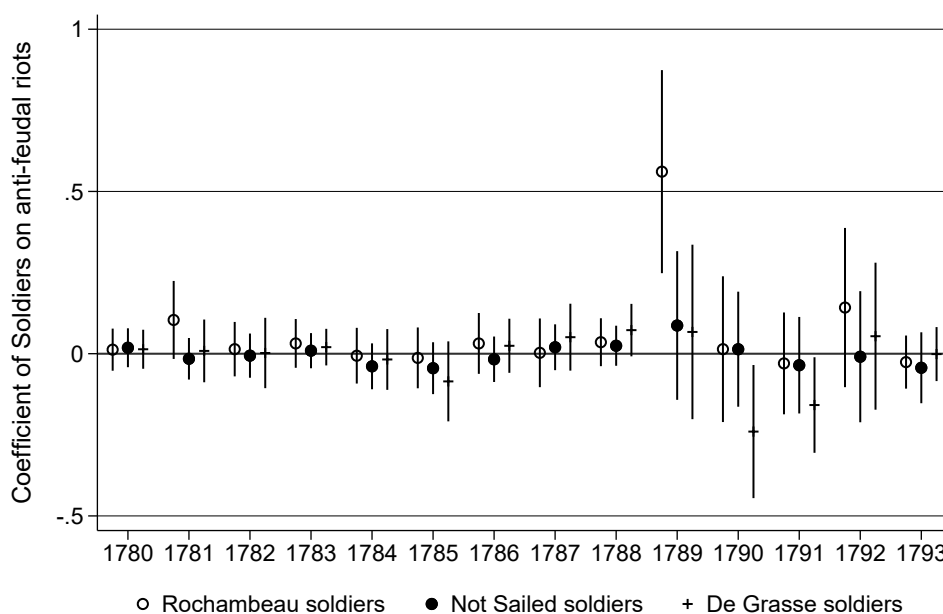


Figure A.4: Event-study estimates of soldiers on anti-feudal riots

Note: This figure shows that Rochambeau's soldiers only increased anti-feudal revolts in their origin departments, and only in 1789. We show estimates of the β_{τ} coefficients from equation A.1 with anti-feudal revolts as the outcome variable.

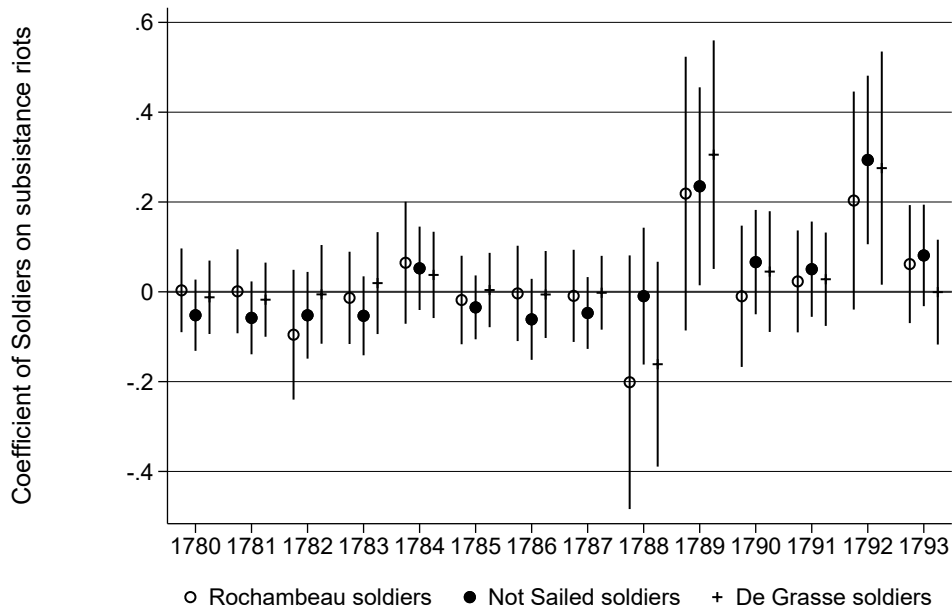


Figure A.5: Event-study estimates of soldier on food riots

Note: This figure shows neither regiment affected food riots during the Revolution. We show estimates of the β_τ coefficients from equation A.1 with food riots as the outcome.

B.4. Results with Returned and Discharged Soldiers

Our baseline specification employs the number of soldiers that were deployed to the United States as our explanatory variable. Here we document that our results are, if anything, even more pronounced when using the number of *returning* soldiers instead. Moreover, focusing on one regiment for which we have the data, we show that the results are very similar if we use combatants who were *discharged* from the military upon return from America. Finally, we document that the results are *not* driven by the locations in which the American combatant regiments were stationed on the eve of the revolution. In sum, the findings strongly indicate that combatants transmitted their experiences back to their homelands, either getting themselves involved in the revolution or motivating others to get involved.

Table A.6 uses the number of combatants serving under Rochambeau and De Grasse that *returned* from the United States, instead of combatants sent to the United States as in previous tables. Given the low desertion rates, the measure of *returned* combatants accounts chiefly for mortality during the campaign, with more combatants dying due to disease, particularly scurvy and malaria, than military action proper. All groups of combatants—Rochambeau, de Grasse, and Not sailed—returned home to France by the summer of 1783. As is evident from comparing the coefficients presented there with those of 4, the coefficients are nearly identical between both tables. We choose the number of sent soldiers as our baseline in the paper to allow for an intention-to-treat interpretation of the estimated coefficient.

Next, we explore using the number of soldiers discharged from military service after their deployment to the United States and before the French Revolution. This analysis comes with two challenges. First, we only know whether soldiers were discharged or retired for the *Soissonnais*

regiment, which served under Rochambeau in New England. Second, we only observe whether soldiers were discharged until the end of the regimental book in 1786. This leaves the possibility that in 1787 and 1788 more soldiers were discharged.

Despite these challenges, the results presented in Table A.7 indicate that the effect of returned combatants is driven by those who were discharged or retired before the revolution. In Panel A, we first present coefficients for returned combatants from Rochambeau's *Soissonnais* regiment as a reference. We do not expect coefficients to be exactly the same as the previous ones because restricting the sample to one of the three Rochambeau regiments (a) introduces attrition bias due to measurement error due to the smaller sample based on 1026 combatants with geo-localized birthplace and (b) also exposes our estimates to the influence of outliers due to the large regional differences in recruiting between regiments, which get otherwise evened out. Nevertheless, our baseline result continues to hold for two outcomes, anti-feudal revolts, and national volunteers. The coefficients of the other outcomes shrink more and become insignificant, but remain positive. In Panel B, we now turn to the combatants who were discharged or retired from the *Soissonnais* regiment between the return to France in September 1783 and the end of the regimental book. Despite the even smaller group size—270 discharged or retired combatants¹⁶—, the coefficients are very similar. In fact, with the exception of the emigration outcome whose coefficient was already insignificant, all coefficients become larger and more significant when focusing on discharged combatants. This pattern is consistent with soldiers who left the military driving our results. Those combatants transmitted their experience of different institutions in the United States back to their origins, either by participating themselves in revolutionary actions or by instituting others to do so.

As a final piece of evidence that the discharged soldiers drive the result, we employ information in which départements Rochambeau's regiments were stationed on the eve of the Revolution (January 1789). Specifically, we include an indicator for the départements where regiments were stationed, Meuse, Moselle, and Hérault.¹⁷ Table A.8 documents that the effect of Rochambeau combatants is if anything slightly more pronounced when controlling for the presence of regiments. The coefficients are within 10% of the baseline values, and the standard errors are nearly the same. In sum, it appears that soldiers who had been in New England and returned to their homes after being in America are driving the support for the French Revolution across regions.

¹⁶Note that Scott 1998, who studied the active regiments through the revolution, estimates that three-fifth of all combatants left the army by 1789.

¹⁷Of the three Rochambeau regiments we consider, the Bourbonnais regiment was stationed in Metz (dept. Moselle), the Saintogne regiment was stationed in Verdun (dept. Meuse), and the *Soissonnais* regiment was stationed in Montpellier (dept. Hérault). The German foreign legion Deux-Ponts was stationed in Belfort, which is not part of the core sample because it was only a fortress-garrison on the French-Swiss border that was only added to France during the Revolution as department Mont-Terrible.

Table A.6: Effects of Rochambeau and de Grasse returning to France

	Dep. variable: ln [support for revolution]			
	(1) Anti-feudal revolts	(2) Political societies	(3) Volunteer battalions	(4) Elite emigrants
Ln returned Rochambeau combatants	0.569*** (0.197)	0.330*** (0.103)	0.322*** (0.082)	0.267** (0.114)
Ln not sailed combatants	-0.023 (0.150)	-0.155* (0.087)	0.033 (0.060)	-0.175** (0.081)
Ln returned de Grasse combatants	-0.094 (0.175)	0.091 (0.112)	0.111 (0.088)	-0.045 (0.138)
Baseline controls	✓	✓	✓	✓
<i>N</i> (Obs = département)	81	81	80	65
R ²	0.19	0.38	0.50	0.39
Partial R ² (Rochambeau)	0.11	0.12	0.08	0.16
Partial R ² (Notsailed)	0.00	0.05	0.06	0.00
Partial R ² (de Grasse)	0.00	0.01	0.00	0.02
Std. β (Rochambeau)	0.462	0.419	0.458	0.354
Std. β (Notsailed)	-0.027	-0.280	0.066	-0.326
Std. β (de Grasse)	-0.068	0.104	0.141	-0.053
<i>p</i> Rochambeau = Notsailed	0.031	0.000	0.009	0.004
<i>p</i> Rochambeau = de Grasse	0.017	0.118	0.072	0.069

The table shows that, when focusing on *returned* Rochambeau and de Grasse combatants rather than *sent* combatants, our result becomes slightly more pronounced that Rochambeau combatants' prolonged exposure to the U.S. and New England increased support for the French Revolution. Essentially, all surviving combatants (Rochambeau and de Grasse) returned back to France by summer 1783. Regressions are at the level of historic départements and include the baseline controls (log other soldiers, log infantry regiment garrisoned, log cavalry battalion garrisoned, log population in 1793, and an indicator for Paris/dept. Seine). *p* Rochambeau = ... reports the *p*-value of an F-test for the equality of coefficients on Rochambeau combatants and placebo combatants. Robust standard errors in parentheses. * $p < 0.1$, ** $p < 0.05$, *** $p < 0.01$.

Table A.7: Effect of discharged Rochambeau combatants

	Dep. variable: ln [support for revolution]			
	(1) Anti-feudal revolts	(2) Political societies	(3) Volunteer battalions	(4) Elite emigrants
<i>Panel A</i>				
Ln Soissonnais combatants	0.441*** (0.149)	0.108 (0.083)	0.209*** (0.056)	0.058 (0.079)
Baseline controls	✓	✓	✓	✓
Placebo groups	✓	✓	✓	✓
<i>N</i> (Obs = département)	81	81	80	65
R ²	0.22	0.31	0.49	0.35
Std. β (Soissonnais)	0.421	0.161	0.350	0.087
<i>Panel B</i>				
Ln discharged Soissonnais combatants	0.440** (0.182)	0.185* (0.099)	0.233*** (0.071)	0.010 (0.091)
Baseline controls	✓	✓	✓	✓
Placebo groups	✓	✓	✓	✓
<i>N</i> (Obs = département)	81	81	80	65
R ²	0.17	0.33	0.47	0.34
Std. β (Soissonnais)	0.322	0.211	0.298	0.011

The Soissonnais regiment was one of three French infantry regiments that experienced New England under Rochambeau. For this regiment, we observe regular discharges after the end of the subscription period (normally 8 years) and retirements with pension during the period 1783 (after returning home to France from America) through 1786 (end of the regimental book). All specifications include the two placebo groups (not sailed combatants and de Grasse combatants) and baseline controls (log other soldiers, log infantry regiment garrisoned, log cavalry battalion garrisoned, log population in 1793, and an indicator for Paris/dept. Seine). Robust standard errors in parentheses. * $p < 0.1$, ** $p < 0.05$, *** $p < 0.01$.

Table A.8: Effect on places where regiments were stationed in Jan 1789

	Dep. variable: ln [support for revolution]			
	(1) Anti-feudal revolts	(2) Political societies	(3) Volunteer battalions	(4) Elite emigrants
Ln returned Rochambeau combatants	0.581*** (0.203)	0.321*** (0.102)	0.335*** (0.081)	0.257** (0.114)
Rochambeau regiment stationed	-0.538 (0.388)	0.383 (0.285)	-0.555** (0.260)	0.303 (0.369)
Ln not sailed combatants	-0.023 (0.151)	-0.156* (0.087)	0.034 (0.059)	-0.172** (0.082)
Ln returned de Grasse combatants	-0.081 (0.179)	0.082 (0.114)	0.124 (0.090)	-0.055 (0.140)
Baseline controls	✓	✓	✓	✓
<i>N</i> (Obs = département)	81	81	80	65
R ²	0.20	0.39	0.52	0.40
Partial R ² (Rochambeau)	0.11	0.10	0.18	0.07
Partial R ² (Notsailed)	0.01	0	0.05	0.01
Partial R ² (de Grasse)	0.00	0.05	0.00	0.06
Std. β (Rochambeau)	0.472	0.407	0.476	0.340
Std. β (Notsailed)	-0.094	0.105	-0.170	0.092
Std. β (de Grasse)	-0.027	-0.280	0.067	-0.321
<i>p</i> Rochambeau = Notsailed	0.032	0.000	0.006	0.005
<i>p</i> Rochambeau = de Grasse	0.019	0.121	0.072	0.070

This table presents our baseline results without the départements in which the active regiments of Rochambeau's army were stationed by January 1789. All regressions include the baseline controls (log other soldiers, log infantry regiment garrisoned, log cavalry battalion garrisoned, log population in 1793, and an indicator for Paris/dept. Seine). Robust standard errors in parentheses. * $p < 0.1$, ** $p < 0.05$, *** $p < 0.01$.

B.5. Spatial spillovers

Table A.9: Nature of spatial spillovers: Within and between departments

	Dep. var.: ln [support for revolution]					
	Anti-feudal revolts		Political Societies		Volunteer companies	
	(1)	(2)	(3)	(4)	(5)	(6)
Ln Rochambeau combatants	0.195 (0.066) ^{***} [0.070] ^{***}	0.160 (0.065) ^{**} [0.066] ^{**}	0.051 (0.034) [0.036]	0.047 (0.037) [0.038]	0.160 (0.057) ^{***} [0.051] ^{***}	0.158 (0.059) ^{***} [0.046] ^{***}
Ln Roch.—department	0.078 (0.062) [0.057]		0.126 (0.039) ^{***} [0.043] ^{***}		0.249 (0.060) ^{***} [0.085] ^{***}	
Ln Roch.—neighb within dept		0.015 (0.058) [0.052]		0.091 (0.038) ^{**} [0.042] ^{**}		0.251 (0.057) ^{***} [0.077] ^{***}
Ln Roch.—neighb outside dept		0.156 (0.053) ^{***} [0.043] ^{***}		0.030 (0.038) [0.041]		-0.011 (0.060) [0.064]
Placebo controls	✓	✓	✓	✓	✓	✓
Baseline controls	✓	✓	✓	✓	✓	✓
<i>N</i> (Obs = arrondissement)	340	340	340	340	340	340
R ²	0.14	0.17	0.25	0.25	0.31	0.32
Partial R ² (Rochambeau)	0.036	0.024	0.007	0.005	0.027	0.025
Partial R ² (Roch.—dept)	0.005		0.036		0.053	
Partial R ² (Roch.—within)		0.000		0.020		0.058
Partial R ² (Roch.—outside)		0.021		0.002		0.000
Std. β (Rochambeau)	0.254	0.209	0.103	0.094	0.193	0.192
Std. β (Roch.—dept)	0.095		0.240		0.284	
Std. β (Roch.—within)		0.019		0.172		0.285
Std. β (Roch.—outside)		0.239		0.071		-0.015

The table shows that spatial spillovers between arrondissements are across departments for anti-feudal revolts and within departments for political societies and volunteer companies. Thus, using departments as unit of analysis captures some but not all spatial spillovers.

Regressions include the full set of placebo controls (log not sailed and Saint-Simon combatants, in the rest of the department or in neighboring arrondissements within and outside the department), and the baseline controls (log other soldiers, log infantry regiment garrisoned, log cavalry battalion garrisoned, log population in 1793, urbanization rate, and an indicator for Paris). Robust standard errors in parentheses. Spatially clustered standard errors (cutoff 200km, Bartlett kernel) in brackets. * $p < 0.1$, ** $p < 0.05$, *** $p < 0.01$.

B.6. Robustness of main results

This section documents that our main results are robust to (i) controlling for variables that are unbalanced, (ii) excluding the homelands of regiments, (iii) using the extended sample including Alsace, (iv) using the inverse hyperbolic sine transformation instead of the log transformation, and (v) estimating the model as Poisson instead of OLS.

Table A.10 shows that the effect of Rochambeau combatants on support for the revolution remains robustly positive and significant across all outcomes when controlling for unbalanced variables. The unbalanced variables appear to explain certain aspects of support for the revolution, yet no single one can explain all dimensions of support for the revolution. In particular, the precipitation shock in 1788 which contributed to harvest failures is positively and significantly associated with anti-feudal revolts and early political societies but not the establishment of volunteer battalions and the emigration of the old elite (Panel A). Similarly, the number of bishops, a proxy for church influence but also secondary education in Latin and philosophy, is positively and significantly associated with early political societies but not the other outcomes (Panel B). Likewise, the male literacy rate is positively and significantly associated with the formation of volunteer battalions but not the other outcomes (Panel C).

Table A.12 shows that results are robust when extending the sample to départements in Alsace. The results are highly similar for the outcomes of political societies, national volunteers, and emigration to the baseline specification in the main text. The only exception is for the outcome of anti-feudal revolts, where the coefficient on Rochambeau combatants shrinks by about one quarter. This effect may be driven by the fact that Rochambeau himself was present in Alsace during the summer of 1789 and tasked with policing the riots, as discussed in Section 8.5.

Table A.13 shows that our results are highly robust to using the inverse hyperbolic sine transformation instead of the logarithmic transformation. One common problem with the log transformation is how to deal with zeros. In the baseline specification, we calculated it as $\ln(\text{variable} + 1)$ for the cases where variables had zeros, a transformation that is innocuous in general. As is apparent from Table A.13, however, our results are highly robust to using the inverse hyperbolic sine. We choose the log transform for the baseline specification because of the easier interpretation.

Table A.10: Controlling for unbalanced variables

	Dep. variable: ln [support for revolution]			
	(1) Anti-feudal revolts	(2) Political societies	(3) Volunteer battalions	(4) Elite emigrants
<i>Panel A</i>				
Ln Rochambeau combatants	0.328* (0.196)	0.226** (0.103)	0.268*** (0.083)	0.315*** (0.112)
Ln not sailed combatants	0.173 (0.142)	-0.050 (0.087)	0.087 (0.063)	-0.201** (0.090)
Ln precip. shock 1788	6.148*** (1.702)	2.492** (0.972)	0.934 (0.792)	-0.193 (1.279)
<i>N</i> (Obs = département)	81	81	80	65
R ²	0.32	0.41	0.48	0.41
<i>Panel B</i>				
Ln Rochambeau combatants	0.517** (0.203)	0.215** (0.104)	0.255*** (0.089)	0.296** (0.126)
Ln not sailed combatants	-0.043 (0.148)	-0.045 (0.081)	0.098* (0.054)	-0.182** (0.087)
Ln bishops	-0.008 (0.246)	0.482*** (0.160)	0.216 (0.131)	0.048 (0.178)
<i>N</i> (Obs = département)	81	81	80	65
R ²	0.17	0.43	0.49	0.41
<i>Panel C</i>				
Ln Rochambeau combatants	0.466** (0.208)	0.309*** (0.105)	0.201** (0.080)	0.392*** (0.107)
Ln not sailed combatants	-0.079 (0.163)	-0.111 (0.092)	-0.063 (0.065)	-0.127 (0.081)
Male literacy rate	0.114 (0.631)	-0.474 (0.319)	0.997*** (0.254)	-0.480 (0.423)
<i>N</i> (Obs = département)	78	78	77	63
R ²	0.14	0.37	0.57	0.47

The effect of Rochambeau combatants on support for the revolution is robust to controlling for unbalanced variables across all outcomes. In contrast, each control is strongly associated with only one, at maximum two specific outcomes.

All regressions include the baseline controls (log other soldiers, log infantry regiment garrisoned, log cavalry battalion garrisoned, log population in 1793, urbanization rate, and an indicator for Paris/dept. Seine). p Rochambeau = ... reports the p -value of an F-test for the equality of coefficients on Rochambeau combatants and placebo combatants. Robust standard errors in parentheses. * $p < 0.1$, ** $p < 0.05$, *** $p < 0.01$.

Table A.11: Excluding regiment's homelands

	Dep. variable: ln [support for revolution]			
	(1) Anti-feudal revolts	(2) Political societies	(3) Volunteer battalions	(4) Elite emigrants
Ln Rochambeau combatants	0.499** (0.201)	0.251** (0.108)	0.278*** (0.091)	0.287** (0.113)
Ln not sailed combatants	-0.014 (0.143)	-0.157* (0.085)	0.048 (0.057)	-0.206*** (0.076)
Baseline controls	✓	✓	✓	✓
<i>N</i> (Obs = département)	78	78	77	63
R ²	0.18	0.35	0.46	0.42
Partial R ² (Rochambeau)	0.08	0.07	0.11	0.09
Partial R ² (Notsailed)	0.00	0.05	0.01	0.09
Std. β (Rochambeau)	0.434	0.345	0.420	0.406
Std. β (Notsailed)	-0.016	-0.289	0.096	-0.388
<i>p</i> Rochambeau = Notsailed	0.059	0.002	0.033	0.001

The effect of Rochambeau combatants on support for the revolution is not driven by the homelands of Rochambeau's regiments. Specifically, we exclude the départements Allier (*Bourbonnais*), Charente-Maritime (*Saintonge*), and Aisne (*Soissonais*).

All regressions include the never sailed placebo regiment and baseline controls (log other soldiers, log infantry regiment garrisoned, log cavalry battalion garrisoned, log population in 1793, and an indicator for Paris/dept. Seine). Robust standard errors in parentheses. * $p < 0.1$, ** $p < 0.05$, *** $p < 0.01$.

Table A.12: Extended sample incl départements in Alsace

	Dep. variable: ln [support for revolution]			
	(1) Anti-feudal revolts	(2) Political societies	(3) Volunteer battalions	(4) Elite emigrants
Ln Rochambeau combatants	0.435** (0.209)	0.301*** (0.104)	0.265*** (0.083)	0.276** (0.109)
Ln not sailed combatants	-0.032 (0.156)	-0.146 (0.092)	0.025 (0.062)	-0.195** (0.082)
Ln de Grasse combatants	-0.109 (0.174)	0.033 (0.114)	0.096 (0.085)	-0.048 (0.120)
Baseline controls	✓	✓	✓	✓
<i>N</i> (Obs = département)	83	83	82	67
R ²	0.12	0.35	0.46	0.44
Partial R ² (Rochambeau)	0.06	0.10	0.11	0.08
Partial R ² (Notsailed)	0.00	0.04	0.00	0.07
Partial R ² (de Grasse)	0.00	0.00	0.02	0.00
Std. β (Rochambeau)	0.373	0.409	0.402	0.377
Std. β (Notsailed)	-0.036	-0.264	0.051	-0.349
Std. β (de Grasse)	-0.085	0.041	0.134	-0.059
<i>p</i> Rochambeau = Notsailed	0.110	0.002	0.034	0.002
<i>p</i> Rochambeau = de Grasse	0.042	0.078	0.117	0.047

This table shows that the finding of a statistically and economically large impact of Rochambeau combatants on support for the French Revolution at the département level is robust to extending the sample to départements to départements in Alsace (Bas-Rhin and Haut-Rhin).

All regressions include the baseline controls (log other soldiers, log infantry regiment garrisoned, log cavalry battalion garrisoned, log population in 1793, urbanization rate, and an indicator for Paris/dept. Seine). *p* Rochambeau = ... reports the *p*-value of an F-test for the equality of coefficients on Rochambeau combatants and placebo combatants. Robust standard errors in parentheses. * $p < 0.1$, ** $p < 0.05$, *** $p < 0.01$.

Table A.13: Inverse hyperbolic sine transformation

	Dep. variable: Asinh [support for revolution]			
	(1) Anti-feudal revolts	(2) Political societies	(3) Volunteer battalions	(4) Elite emigrants
Asinh Rochambeau combatants	0.638*** (0.236)	0.389*** (0.137)	0.285*** (0.079)	0.330*** (0.114)
Asinh not sailed combatants	-0.042 (0.152)	-0.174* (0.098)	0.006 (0.054)	-0.194** (0.081)
Asinh de Grasse combatants	-0.107 (0.209)	0.060 (0.147)	0.103 (0.082)	-0.013 (0.125)
Baseline controls	✓	✓	✓	✓
<i>N</i> (Obs = département)	81	81	80	65
R ²	0.17	0.35	0.48	0.39
Partial R ² (Rochambeau)	0.09	0.10	0.13	0.11
Partial R ² (Notsailed)	0.00	0.05	0.00	0.10
Partial R ² (de Grasse)	0.00	0.00	0.02	0.00
Std. β (Rochambeau)	0.451	0.416	0.444	0.466
Std. β (Notsailed)	-0.045	-0.285	0.014	-0.416
Std. β (de Grasse)	-0.070	0.059	0.147	-0.017
<i>p</i> Rochambeau = Notsailed	0.026	0.001	0.007	0.001
<i>p</i> Rochambeau = de Grasse	0.022	0.102	0.085	0.033

This table shows that the finding of a statistically and economically large impact of Rochambeau combatants on support for the French Revolution at the département level is robust to calculating measures as asinh(variable) instead of $\ln(\text{variable} + 1)$. All regressions include the baseline controls (asinh other soldiers, asinh infantry regiment garrisoned, asinh cavalry battalion garrisoned, asinh population in 1793, and an indicator for Paris/dept. Seine). *p* Rochambeau = ... reports the *p*-value of an F-test for the equality of coefficients on Rochambeau combatants and placebo combatants. Robust standard errors in parentheses. * $p < 0.1$, ** $p < 0.05$, *** $p < 0.01$.

Table A.14: Poisson regression

	Dep. variable: [support for revolution]			
	(1) Anti-feudal revolts	(2) Political societies	(3) Volunteer battalions	(4) Elite emigrants
Ln Rochambeau combatants	0.862*** (0.284)	0.355*** (0.138)	0.273*** (0.092)	0.250** (0.102)
Ln not sailed combatants	0.072 (0.179)	-0.230* (0.120)	0.044 (0.067)	-0.220*** (0.078)
Ln de Grasse combatants	-0.367 (0.228)	0.012 (0.160)	0.069 (0.089)	0.007 (0.111)
Baseline controls	✓	✓	✓	✓
<i>N</i> (Obs = département)	81	81	80	65
Pseudo R ²	0.24	0.18	0.24	0.50
<i>p</i> Rochambeau = Notsailed	0.046	0.001	0.057	0.001
<i>p</i> Rochambeau = de Grasse	0.001	0.124	0.087	0.095

The table shows that the statistically and economically large impact of Rochambeau combatants on support for the French revolution at the département level is robust to estimation as Poisson regression (implemented via Stata -ppmlhdf), using outcomes in levels. All regressions include the baseline controls (log other soldiers, log infantry regiment garrisoned, log cavalry battalion garrisoned, log population in 1793, urbanization rate, and an indicator for Paris/dept. Seine). *p* Rochambeau = ... reports the *p*-value of an F-test for the equality of coefficients on Rochambeau combatants and placebo combatants. Robust standard errors in parentheses. * $p < 0.1$, ** $p < 0.05$, *** $p < 0.01$.

C. Individual-level evidence on Rochambeau’s officers

Several officers later became involved in politics and were elected as deputies for the nobility to the Estates General. Table A.15 documents the officers’ experience in America and their political affiliation. Five out of seven officers who served under General Rochambeau were Liberals in the General Estates, who voted for the abolition of feudalism, while none of the three who served under Admiral De Grasse were.

Table A.15: American combatant officers as deputies in the General Estates 1789

Name	Regiment	Newport	Yorktown	Liberal	Royalist
<i>Rochambeau’s special expedition</i>					
Duc de Biron	Lazun (cavallery)	✓	✓	✓	
Duc de Castries	Saintogne	✓	✓		✓
Comte de Custine	Saintonge	✓	✓	✓	
Comte de Lameth	General staff	✓	✓	✓	
Thibault de Menonville	General staff	✓	✓	✓	
Comte de Montmorency	Bourbonnais	✓	✓		
Vicomte de Noailles	Soissonais	✓	✓	✓	
<i>De Grasse’s army</i>					
Vicomte de Mirabeau	Touraine		✓		✓
Marquis de Rostaing	Gatinais		✓		
Marquis de Saint-Simon*	Touraine		✓		✓
<i>Others</i>					
Marquis de Lafayette	Washington	(✓)	✓	✓	

Sample: Officers who fought the Siege of Yorktown and were elected deputy to the General Estates in 1789. All officers belonged to the nobility and thus represented the second estate.

Political affiliation: Liberal deputies voted for the abolition of feudalism in the night of August 4th or sat together with the third estate. Royalists were expressly in favor of monarchical institutions. Deputies classified as neither liberal nor royalist belonged to the group of moderates.

Sources: Bodinier (1983); Tackett (1996)

* Marquis de Saint-Simon refers to Claude-Anne de Rouvroy, not Claude Henri de Rouvroy the philosopher.

Additional References

ADO, A. (1996): *Paysans En Révolution: Terre, Pouvoir et Jacquerie (1789-1794)*, Transl. from the 2nd Russian Ed. of 1987, Paris: Société des études robespierristes.

ARBELLOT, G., B. LEPETIT, AND J. BERTRAND (1987): *Routes et Communications*, vol. 1 of *Atlas de La Révolution Française*, Ed. by S. Bonin and C. Langlois, Paris: Éditions de l’EHESS.

BERTAUD, J.-P., D. REICHEL, AND J. BERTRAND (1989): *L’armée et La Guerre*, vol. 3 of *Atlas de La Révolution Française*, Ed. by S. Bonin and C. Langlois, Paris: Éditions de l’EHESS.

BLANC, G. (2022): “The Cultural Origins of the Demographic Transition in France,” Mimeo.

- BODINIER, GILBERT. (1983): *Dictionnaire des officiers de l'Armée royale qui ont combattu aux Etats-Unis pendant la guerre d'Indépendance, 1776-1783*, Vincennes: Ministère de la Defense.
- BOFFA, M. (1989): "Emigrés," in *A Critical Dictionary of the French Revolution*, Cambridge, MA and London: Belknap Press of Harvard Univ. Press, Ed. by F. Furet and M. Ouzuf, 324–336.
- BOUTIER, J., P. BOUTRY, AND S. BONIN (1992): *Les Sociétés Politiques*, vol. 6 of *Atlas de La Révolution Française*, Ed. by S. Bonin and C. Langlois, Paris: Éditions de l'EHESS.
- CHAMBRU, C. (2020): "Department Boundaries in France, c. 1794," Dataset v.1, <https://doi.org/10.7910/DVN/FXJSTK>, Harvard Dataverse.
- CHAMBRU, C. AND P. MANEUVRIER-HERVIEU (2022): "Introducing HiSCoD: A New Gateway for the Study of Historical Social Conflict," Dept of Economics Working Paper 407, University of Zurich.
- DAWSON, W. (1936): "Les 2112 Français Morts Aux États-Unis de 1777 à 1783 En Combattant Pour l'indépendance Américaine," *Journal de la Société des américanistes*, 28, 1–154.
- DUMONT, G. (1914): *Bataillons de Volontaires Nationaux: Cadres et Historiques 1791*, Paris: H. Charles-Lavauzelle.
- GALOR, O. AND Ö. ÖZAK (2015): "Land Productivity and Economic Development: Caloric Suitability vs. Agricultural Suitability," *Agricultural Suitability (July 12, 2015)*.
- (2016): "The Agricultural Origins of Time Preference," *American Economic Review*, 106, 3064–3103.
- GREER, D. (1935): *The Incidence of the Terror during the French Revolution: A Statistical Interpretation*, Cambridge, MA: Harvard University Press.
- (1951): *The Incidence of the Emigration During the French Revolution*, Cambridge, MA: Harvard University Press.
- KOMLOS, J., M. HAU, AND N. BOURGUINAT (2003): "An Anthropometric History of Early-Modern France," *European Review of Economic History*, 7, 159–189.
- LEFEBVRE, G. (1932): *The Great Fear of 1789: Rural Panic in Revolutionary France*, Transl. by J. White, Princeton, NJ: Princeton University Press, 1973 ed.
- LUTERBACHER, J., D. DIETRICH, E. XOPLAKI, M. GROSJEAN, AND H. WANNER (2004): "European Seasonal and Annual Temperature Variability, Trends, and Extremes since 1500," *Science*, 303, 1499–1503.
- MARGAIRAZ, D. (1988): *Foires et Marchés Dans La France Préindustrielle*, Paris: Editions de l'Ecole des Hautes Etudes en Sciences Sociales.
- MARKOFF, J. (1996): *The Abolition of Feudalism : Peasants, Lords, and Legislators in the French Revolution*, University Park, PA: Pennsylvania State University Press.
- MCCORMICK, M., G. HUANG, G. ZAMBOTTI, AND J. LAVASH (2013): "Roman Road Network (Version 2008)," Dataset <https://doi.org/10.7910/DVN/TI0KAU>, Harvard Dataverse.
- NORDMAN, D., M.-V. OZOUF-MARIGNIER, R. GIMENO, AND A. LACLAU (1989): *Le Territoire (1): Réalités et Représentations*, vol. 4 of *Atlas de La Révolution Française*, Ed. by S. Bonin and C. Langlois, Paris: Éditions de l'EHESS.
- NUNN, N. AND D. PUGA (2012): "Ruggedness: The Blessing of Bad Geography in Africa," *Review of Economics and Statistics*, 94, 20–36.
- OZUF, M. (1989): "Varennes," in *A Critical Dictionary of the French Revolution*, Cambridge, MA and London: Belknap Press of Harvard Univ. Press, Ed. by F. Furet and M. Ouzuf, 155–164.
- PAULING, A., J. LUTERBACHER, C. CASTY, AND H. WANNER (2006): "Five Hundred Years of Gridded High-Resolution Precipitation Reconstructions over Europe and the Connection to Large-Scale Circulation," *Climate Dynamics*, 26, 387–405.
- SKINNER, G. W. AND T. W. MARGADANT (2018): "FranceN, Cantons of France, 1806-1896 (Regional Systems of France)," .
- SQUICCIARINI, M. P. (2020): "Devotion and Development: Religiosity, Education, and Economic Progress in Nineteenth-Century France," *American Economic Review*, 110, 3454–91.

- SUSANE, L. (1876): *Histoire de l'Infanterie Française*, Paris: Librairie militaire J. Dumaine.
- TACKETT, T. (1986): *Religion, Revolution, and Regional Culture in Eighteenth-Century France: The Ecclesiastical Oath of 1791*, Princeton, NJ: Princeton University Press.
- (1996): *Becoming a Revolutionary: The Deputies of the French National Assembly and the Emergence of a Revolutionary Culture (1789 - 1790)*, Princeton, NJ: Princeton University Press.
- WALDINGER, M. (2023): “Let Them Eat Cake: Drought in 1788 and Political Outcomes in the French Revolution,” *Journal of Economic Growth*, forthcoming.
- WRONG, C. J. (1976): “The Officers de Fortune in the French Infantry,” *French Historical Studies*, 9, 400–431.

Abstrakt

Ukazujeme, že kontakt francouzských bojovníků se Spojenými státy zvýšil podporu Francouzské revoluce o deset let později. Francouzské regiony, z nichž pocházelo více amerických bojovníků, měly více povstání proti feudálním institucím, revolučním spolkům, dobrovolníků pro revoluční armádu a emigrantů z řad elit starého režimu. K prokázání kauzality využijeme dvou historických náhod: i) třetina mužů z původních sedmi a půl tisíc francouzské armády připravena k vyplutí nevyjela; ii) mezi nasazenými byly jenom některé pluky dislokovány v Nové Anglii. Pouze bojovníci z Nové Anglii ovlivnili po svém návratu Francouzskou revoluci.

Working Paper Series
ISSN 2788-0443

Individual researchers, as well as the on-line version of the CERGE-EI Working Papers (including their dissemination) were supported from institutional support RVO 67985998 from Economics Institute of the CAS, v. v. i.

Specific research support and/or other grants the researchers/publications benefited from are acknowledged at the beginning of the Paper.

(c) Sebastian Ottinger, Lukas Rosenberger, 2024

All rights reserved. No part of this publication may be reproduced, stored in a retrieval system or transmitted in any form or by any means, electronic, mechanical or photocopying, recording, or otherwise without the prior permission of the publisher.

Published by
Charles University, Center for Economic Research and Graduate Education (CERGE)
and
Economics Institute of the CAS, v. v. i. (EI)
CERGE-EI, Politických vězňů 7, 111 21 Prague 1, tel.: +420 224 005 153, Czech Republic.
Phone: + 420 224 005 153
Email: office@cerge-ei.cz
Web: <https://www.cerge-ei.cz/>

Editor: Byeongju Jeong

The paper is available online at <https://www.cerge-ei.cz/working-papers/>.

ISBN 978-80-7343-581-3 (Univerzita Karlova, Centrum pro ekonomický výzkum a doktorské studium)
ISBN 978-80-7344-708-3 (Národohospodářský ústav AV ČR, v. v. i.)